

TEST REPORT

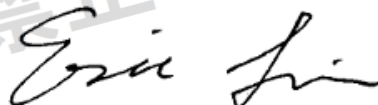
Application No.: KSCR2109000009AT
Applicant: Anhui Huami Information Technology Co., Ltd.
Address of Applicant: 7/F, Building B2, Huami Global Innovation Center, No. 900, Wangjiang West Road, High-tech Zone, Hefei City, China (Anhui) Pilot Free Trade Zone (230088)
Manufacturer: Anhui Huami Information Technology Co., Ltd.
Address of Manufacturer: 7/F, Building B2, Huami Global Innovation Center, No. 900, Wangjiang West Road, High-tech Zone, Hefei City, China (Anhui) Pilot Free Trade Zone (230088)

Equipment Under Test (EUT):

EUT Name: Smart Watch
Model No.: A2142
Trade mark: AMAZFIT
Standard(s) : MIC Item 19 of Article 2 Paragraph 1
Date of Receipt: 2021-09-06
Date of Test: 2021-09-23
Date of Issue: 2021-09-28

Test Result:	Pass*
---------------------	--------------

* In the configuration tested, the EUT complied with the standards specified above.



Eric Lin
Laboratory Manager

The manufacturer should ensure that all products in series production are in conformity with the product sample detailed in this report. If the product in this report is used in any configuration other than that detailed in the report, the manufacturer must ensure the new system complies with all relevant standards. Any mention of SGS International Electrical Approvals or testing done by SGS International Electrical Approvals in connection with, distribution or use of the product described in this report must be approved by SGS International Electrical Approvals in writing.



Unless otherwise agreed in writing, this document is issued by the Company subject to its General Conditions of Service printed overleaf, available on request or accessible at <http://www.sgs.com/en/Terms-and-Conditions.aspx> and, for electronic format documents, subject to Terms and Conditions for Electronic Documents at <http://www.sgs.com/en/Terms-and-Conditions/Terms-e-Documents.aspx>. Attention is drawn to the limitation of liability, indemnification and jurisdiction issues defined therein. Any holder of this document is advised that information contained hereon reflects the Company's findings at the time of its intervention only and within the limits of Client's instructions, if any. The Company's sole responsibility is to its Client and this document does not exonerate parties to a transaction from exercising all their rights and obligations under the transaction documents. This document cannot be reproduced except in full, without prior written approval of the Company. Any unauthorized alteration, forgery or falsification of the content or appearance of this document is unlawful and offenders may be prosecuted to the fullest extent of the law. Unless otherwise stated the results shown in this test report refer only to the sample(s) tested and such sample(s) are retained for 30 days only.
Attention: To check the authenticity of testing / inspection report & certificate, please contact us at telephone: (86-755) 8307 1443, or email: CN.Doccheck@sgs.com

No.10, Weiye Road, Innovation Park, Kunshan, Jiangsu, China 215300
中国·江苏·昆山市留学院创业园伟业路10号 邮编 215300

t(86-512)57355888 f(86-512)57370818 www.sgsgroup.com.cn
t(86-512)57355888 f(86-512)57370818 sgs.china@sgs.com

Revision Record

Version	Description	Date	Remark
00	Original	2021-09-28	/

Authorized for issue by:

Damon Zhou

Damon Zhou / Project Engineer

Eric Lin

Eric Lin / Reviewer

Unless otherwise agreed in writing, this document is issued by the Company subject to its General Conditions of Service printed overleaf, available on request or accessible at <http://www.sgs.com/en/Terms-and-Conditions.aspx> and, for electronic format documents, subject to Terms and Conditions for Electronic Documents at <http://www.sgs.com/en/Terms-and-Conditions/Terms-e-Documents.aspx>. Attention is drawn to the limitation of liability, indemnification and jurisdiction issues defined therein. Any holder of this document is advised that information contained hereon reflects the Company's findings at the time of its intervention only and within the limits of Client's instructions, if any. The Company's sole responsibility is to its Client and this document does not exonerate parties to a transaction from exercising all their rights and obligations under the transaction documents. This document cannot be reproduced except in full, without prior written approval of the Company. Any unauthorized alteration, forgery or falsification of the content or appearance of this document is unlawful and offenders may be prosecuted to the fullest extent of the law. Unless otherwise stated the results shown in this test report refer only to the sample(s) tested and such sample(s) are retained for 30 days only.

Attention: To check the authenticity of testing / inspection report & certificate, please contact us at telephone: (86-755) 8307 1443, or email: CN.Doccheck@sgs.com

No.10, Weiye Road, Innovation Park, Kunshan, Jiangsu, China 215300
中国·江苏·昆山市留学生创业园伟业路10号 邮编 215300

t(86-512)57355888 f(86-512)57370818 www.sgsgroup.com.cn
t(86-512)57355888 f(86-512)57370818 sgs.china@sgs.com

2 Test Summary

Radio Spectrum Technical Requirement				
Item	Standard	Method	Requirement	Result
Antenna Requirement	MIC Item 19 of Article 2 Paragraph 1	N/A	MIC Item 19 of Article 2 Paragraph 1	Pass
Interference prevention capability	MIC Item 19 of Article 2 Paragraph 1	MIC Notice No.88 Appendix No.43	MIC Item 19 of Article 2 Paragraph 1	Pass
RF accessibility	MIC Item 19 of Article 2 Paragraph 1	N/A	MIC Item 19 of Article 2 Paragraph 1	Pass

Radio Spectrum Matter Part				
Item	Standard	Method	Requirement	Result
Occupied Bandwidth(99%)	MIC Item 19 of Article 2 Paragraph 1	MIC Notice No.88 Appendix No.43	MIC Item 19 of Article 2 Paragraph 1	Pass
Antenna Power	MIC Item 19 of Article 2 Paragraph 1	MIC Notice No.88 Appendix No.43	MIC Item 19 of Article 2 Paragraph 1	Pass
Frequency Error	MIC Item 19 of Article 2 Paragraph 1	MIC Notice No.88 Appendix No.43	MIC Item 19 of Article 2 Paragraph 1	Pass
Limit of secondary radiated emissions	MIC Item 19 of Article 2 Paragraph 1	MIC Notice No.88 Appendix No.43	MIC Item 19 of Article 2 Paragraph 1	Pass
Spurious emission Intensity	MIC Item 19 of Article 2 Paragraph 1	MIC Notice No.88 Appendix No.43	MIC Item 19 of Article 2 Paragraph 1	Pass



3 Contents

	Page
1 COVER PAGE.....	1
2 TEST SUMMARY.....	3
3 CONTENTS.....	4
4 GENERAL INFORMATION	5
4.1 DETAILS OF E.U.T.....	5
4.2 DESCRIPTION OF SUPPORT UNITS.....	5
4.3 MEASUREMENT UNCERTAINTY	6
4.4 TEST LOCATION	7
4.5 TEST FACILITY	7
4.6 DEVIATION FROM STANDARDS	7
4.7 ABNORMALITIES FROM STANDARD CONDITIONS	7
5 EQUIPMENT LIST	8
6 RADIO SPECTRUM TECHNICAL REQUIREMENT	9
6.1 RADIO TECHNICAL REQUIREMENTS SPECIFICATION	9
6.2 E.U.T. TEST CONDITIONS.....	10
6.3 ANTENNA REQUIREMENT	12
6.4 INTERFERENCE PREVENTION CAPABILITY	13
6.5 RF ACCESSIBILITY	14
7 RADIO SPECTRUM MATTER TEST RESULTS	16
7.1 OCCUPIED BANDWIDTH(99%).....	16
7.2 ANTENNA POWER	17
7.3 FREQUENCY ERROR.....	18
7.4 SPURIOUS EMISSION INTENSITY	19
7.5 LIMIT OF SECONDARY RADIATED EMISSIONS.....	20
8 PHOTOGRAPHS	22



Unless otherwise agreed in writing, this document is issued by the Company subject to its General Conditions of Service printed overleaf, available on request or accessible at <http://www.sgs.com/en/Terms-and-Conditions.aspx> and, for electronic format documents, subject to Terms and Conditions for Electronic Documents at <http://www.sgs.com/en/Terms-and-Conditions/Terms-e-Documents.aspx>. Attention is drawn to the limitation of liability, indemnification and jurisdiction issues defined therein. Any holder of this document is advised that information contained hereon reflects the Company's findings at the time of its intervention only and within the limits of Client's instructions, if any. The Company's sole responsibility is to its Client and this document does not exonerate parties to a transaction from exercising all their rights and obligations under the transaction documents. This document cannot be reproduced except in full, without prior written approval of the Company. Any unauthorized alteration, forgery or falsification of the content or appearance of this document is unlawful and offenders may be prosecuted to the fullest extent of the law. Unless otherwise stated the results shown in this test report refer only to the sample(s) tested and such sample(s) are retained for 30 days only.

Attention: To check the authenticity of testing / inspection report & certificate, please contact us at telephone: (86-755) 8307 1443, or email: CN.Doccheck@sgs.com

No.10, Weiye Road, Innovation Park, Kunshan, Jiangsu, China 215300
中国·江苏·昆山市留学院创业园伟业路10号 邮编 215300

t(86-512)57355888 f(86-512)57370818 www.sgsgroup.com.cn
t(86-512)57355888 f(86-512)57370818 sgs.china@sgs.com

4 General Information

4.1 Details of E.U.T.

Power supply:	DC 3.87V Recharge lithium battery Battery charged by AC Adapter Battery Mode:PL572428 1ICP6/25/26 Rated Capacity:500mAh/1.93Wh Typical Capacity:511mAh/1.97Wh Nominal Voltage:3.87V Charging limit voltage:4.45V
Antenna Gain	-4.66dBi (Provided by manufacturer)
Antenna Type	IFA Antenna
Channel Spacing	2MHz
Modulation Type	GFSK
Number of Channels	40
Operation Frequency	2402MHz to 2480MHz

4.2 Description of Support Units

Description	Manufacturer	Model No.	Serial No.
Notebook	Lenovo	E400	N/A

Unless otherwise agreed in writing, this document is issued by the Company subject to its General Conditions of Service printed overleaf, available on request or accessible at <http://www.sgs.com/en/Terms-and-Conditions.aspx> and, for electronic format documents, subject to Terms and Conditions for Electronic Documents at <http://www.sgs.com/en/Terms-and-Conditions/Terms-e-Documents.aspx>. Attention is drawn to the limitation of liability, indemnification and jurisdiction issues defined therein. Any holder of this document is advised that information contained hereon reflects the Company's findings at the time of its intervention only and within the limits of Client's instructions, if any. The Company's sole responsibility is to its Client and this document does not exonerate parties to a transaction from exercising all their rights and obligations under the transaction documents. This document cannot be reproduced except in full, without prior written approval of the Company. Any unauthorized alteration, forgery or falsification of the content or appearance of this document is unlawful and offenders may be prosecuted to the fullest extent of the law. Unless otherwise stated the results shown in this test report refer only to the sample(s) tested and such sample(s) are retained for 30 days only.

Attention: To check the authenticity of testing /inspection report & certificate, please contact us at telephone: (86-755) 8307 1443, or email: CN.Doccheck@sgs.com

No.10, Weiye Road, Innovation Park, Kunshan, Jiangsu, China 215300
中国·江苏·昆山市留学生创业园伟业路10号 邮编 215300

t(86-512)57355888 f(86-512)57370818 www.sgsgroup.com.cn
t(86-512)57355888 f(86-512)57370818 sgs.china@sgs.com

4.3 Measurement Uncertainty

No.	Item	Measurement Uncertainty
1	Radio Frequency	8.4×10^{-8}
2	Timeout	2s
3	Duty cycle	0.37%
4	Occupied Bandwidth	3%
5	RF conducted power	0.6dB
6	RF power density	2.84dB
7	Conducted Spurious emissions	0.75dB
8	RF Radiated power	4.6dB (Below 1GHz) 4.1dB (Above 1GHz)
9	Radiated Spurious emission test	4.2dB (Below 30MHz) 4.4dB (30MHz-1GHz) 4.8dB (1GHz-18GHz) 5.2dB (Above 18GHz)
10	Temperature test	1°C
11	Humidity test	3%
12	Supply voltages	1.5%
13	Time	3%

Note: The measurement uncertainty represents an expanded uncertainty expressed at approximately the 95% confidence level using a coverage factor of k=2.



Unless otherwise agreed in writing, this document is issued by the Company subject to its General Conditions of Service printed overleaf, available on request or accessible at <http://www.sgs.com/en/Terms-and-Conditions.aspx> and, for electronic format documents, subject to Terms and Conditions for Electronic Documents at <http://www.sgs.com/en/Terms-and-Conditions/Terms-e-Documents.aspx>. Attention is drawn to the limitation of liability, indemnification and jurisdiction issues defined therein. Any holder of this document is advised that information contained hereon reflects the Company's findings at the time of its intervention only and within the limits of Client's instructions, if any. The Company's sole responsibility is to its Client and this document does not exonerate parties to a transaction from exercising all their rights and obligations under the transaction documents. This document cannot be reproduced except in full, without prior written approval of the Company. Any unauthorized alteration, forgery or falsification of the content or appearance of this document is unlawful and offenders may be prosecuted to the fullest extent of the law. Unless otherwise stated the results shown in this test report refer only to the sample(s) tested and such sample(s) are retained for 30 days only.

Attention: To check the authenticity of testing / inspection report & certificate, please contact us at telephone: (86-755) 8307 1443, or email: CN.Doccheck@sgs.com

No.10, Weiye Road, Innovation Park, Kunshan, Jiangsu, China 215300
中国·江苏·昆山市留学院创业园伟业路10号 邮编 215300

t(86-512)57355888 f(86-512)57370818 www.sgsgroup.com.cn
t(86-512)57355888 f(86-512)57370818 sgs.china@sgs.com

4.4 Test Location

All tests were performed at:

Compliance Certification Services (Kunshan) Inc.

No.10 Weiye Rd, Innovation park, Eco&Tec, Development Zone, Kunshan City, Jiangsu, China.

Tel: +86 512 5735 5888

Fax: +86 512 5737 0818

No tests were sub-contracted.

4.5 Test Facility

The test facility is recognized, certified, or accredited by the following organizations:

- **CNAS (No. CNAS L4354)**

CNAS has accredited Compliance Certification Services (Kunshan) Inc. to ISO/IEC 17025:2017 General Requirements for the Competence of Testing and Calibration Laboratories (CNAS-CL01 Accreditation Criteria for the Competence of Testing and Calibration Laboratories) for the competence in the field of testing.

- **A2LA (Certificate No. 2541.01)**

Compliance Certification Services (Kunshan) Inc. is accredited by the American Association for Laboratory Accreditation (A2LA). Certificate No. 2541.01.

- **FCC (Designation Number: CN1172)**

Compliance Certification Services Inc. has been recognized as an accredited testing laboratory.

Designation Number: CN1172.

- **ISED (CAB Identifier: CN0072)**

Compliance Certification Services (Kunshan) Inc. has been recognized by Innovation, Science and Economic Development (ISED) Canada as an accredited testing laboratory.

CAB Identifier: CN0072.

- **VCCI (Member No.: 1938)**

The 3m and 10m Semi-anechoic chamber and Shielded Room of Compliance Certification Services (Kunshan) Inc. has been registered in accordance with the Regulations for Voluntary Control Measures with Registration No.: R-20134, R-11600, C-11707, T-11499, G-10216 respectively.

4.6 Deviation from Standards

None

4.7 Abnormalities from Standard Conditions

None



Unless otherwise agreed in writing, this document is issued by the Company subject to its General Conditions of Service printed overleaf, available on request or accessible at <http://www.sgs.com/en/Terms-and-Conditions.aspx> and, for electronic format documents, subject to Terms and Conditions for Electronic Documents at <http://www.sgs.com/en/Terms-and-Conditions/Terms-e-Documents.aspx>. Attention is drawn to the limitation of liability, indemnification and jurisdiction issues defined therein. Any holder of this document is advised that information contained hereon reflects the Company's findings at the time of its intervention only and within the limits of Client's instructions, if any. The Company's sole responsibility is to its Client and this document does not exonerate parties to a transaction from exercising all their rights and obligations under the transaction documents. This document cannot be reproduced except in full, without prior written approval of the Company. Any unauthorized alteration, forgery or falsification of the content or appearance of this document is unlawful and offenders may be prosecuted to the fullest extent of the law. Unless otherwise stated the results shown in this test report refer only to the sample(s) tested and such sample(s) are retained for 30 days only.

Attention: To check the authenticity of testing / inspection report & certificate, please contact us at telephone: (86-755) 8307 1443, or email: CN.Doccheck@sgs.com

No.10, Weiye Road, Innovation Park, Kunshan, Jiangsu, China 215300

中国·江苏·昆山市留学院创业园伟业路10号 邮编 215300

t(86-512)57355888

f(86-512)57370818

www.sgsgroup.com.cn

t(86-512)57355888

f(86-512)57370818

sgs.china@sgs.com

5 Equipment List

Equipment	Manufacturer	Model No	Inventory No	Cal Date	Cal Due Date	Cal body	Certifier
Spectrum Analyzer	Agilent	E4446A	MY44020154	04/16/2021	04/15/2022	JEPSI*	(c)
Spectrum Analyzer	Keysight	N9020A	MY55370209	10/19/2020	10/18/2021	JEPSI*	(c)
Signal Generator	Agilent	E8257C	MY43321570	10/18/2020	10/18/2021	JEPSI*	(c)
Vector Signal Generator	R&S	N5182A	MY50142015	09/24/2020 09/24/2021	09/23/2021 09/23/2022	JEPSI*	(c)
Universal Radio Communication Tester	R&S	CMU200	109525	10/19/2020	10/18/2021	JEPSI*	(c)
Universal Radio Communication Tester	R&S	CMW500	159275	10/19/2020	10/18/2021	JEPSI*	(c)
Power Meter	Anritsu	ML2495A	1445010	04/15/2021	04/14/2022	JEPSI*	(c)
Switcher	CCSRF	FY562	KS301219	10/19/2020	10/18/2021	JEPSI*	(c)
AC Power Source	EXTECH	6605	1570106	N.C.R	N.C.R	JEPSI*	(c)
DC Power Supply	Aglient	E3632A	MY50340053	N.C.R	N.C.R	SGS SHCAL	(c)
6dB Attenuator	Mini-Circuits	NAT-6-2W	15542-1	N.C.R	N.C.R	JEPSI*	(c)
Power Divider	AISI	IOWOPE2068	PE2068	N.C.R	N.C.R	JEPSI*	(c)
Filter	MICRO-TRONICS	BRM50701	5	N.C.R	N.C.R	JEPSI*	(c)
Conducted test cable	/	RF01-RF04	/	04/15/2021	04/14/2022	JEPSI*	(c)
Temp. / Humidity Chamber	TERCHY	MHK-120AK	X30109	04/15/2021	04/14/2022	JEPSI*	(c)

Remark:

- Calibration conducted by the National Institute of Information and Communications Technology (NICT) in Japan (hereinafter referred to as "NICT") or a designated calibration agency under Article 102-18 paragraph (1) in JRL.
- Correction conducted pursuant to the provisions of Article 135 or Article 144 of the Measurement Act (Act No. 51 of 1992) .
- Calibration conducted in countries except Japan, which shall be equivalent to the calibration conducted by the NICT or a designated calibration agency under Article 102-18 paragraph (1).
- Calibration, etc. conducted by using measuring instruments and other equipment listed in the right column of appended table No. 3, which shall have been given any type of calibration, etc. listed above from (a) to (c).

From JRL Article 24-2, paragraph 4, Item 2

Notice: Calibration duration for above equipments is 1 year.



Unless otherwise agreed in writing, this document is issued by the Company subject to its General Conditions of Service printed overleaf, available on request or accessible at <http://www.sgs.com/en/Terms-and-Conditions.aspx> and, for electronic format documents, subject to Terms and Conditions for Electronic Documents at <http://www.sgs.com/en/Terms-and-Conditions/Terms-e-Documents.aspx>. Attention is drawn to the limitation of liability, indemnification and jurisdiction issues defined therein. Any holder of this document is advised that information contained hereon reflects the Company's findings at the time of its intervention only and within the limits of Client's instructions, if any. The Company's sole responsibility is to its Client and this document does not exonerate parties to a transaction from exercising all their rights and obligations under the transaction documents. This document cannot be reproduced except in full, without prior written approval of the Company. Any unauthorized alteration, forgery or falsification of the content or appearance of this document is unlawful and offenders may be prosecuted to the fullest extent of the law. Unless otherwise stated the results shown in this test report refer only to the sample(s) tested and such sample(s) are retained for 30 days only.

Attention: To check the authenticity of testing / inspection report & certificate, please contact us at telephone: (86-755) 8307 1443, or email: CN.Doccheck@sgs.com

No.10, Weiye Road, Innovation Park, Kunshan, Jiangsu, China 215300
中国·江苏·昆山市留学院创业园伟业路10号 邮编 215300

t(86-512)57355888 f(86-512)57370818 www.sgs.com.cn
t(86-512)57355888 f(86-512)57370818 sgs.china@sgs.com

6 Radio Spectrum Technical Requirement

6.1 Radio Technical Requirements Specification

Table 1: Radio Technical Requirements Specification for 2.4 GHz band wide-band low-power data communication system (Item 19 of Article 2-1)

Items	Technical standard
Assigned frequency or designated frequency	2400-2483.5MHz
Communication method	One-way communication, simplex, semi-duplex, or duplex operation of digital signal transmission including spread spectrum
Tolerance of frequency ($\times 10^{-6}$)	± 50
Tolerance of occupied bandwidth	FH: 83.5MHz or less FH + DS: 83.5MHz or less FH + OFDM: 83.5MHz or less OFDM: 40MHz or less Others: 26MHz or less
Antenna power	Designated value (1) FH, FH+DS, FH+OFDM: 3mW/MHz (used in the range of 2427 - 2470.75 MHz) (2) OFDM, DS other than (1) 10mW/MHz (3) Other than (1) & (2) 10mW (4) OFDM OBW 26 - 40MHz: 5mW/MHz Tolerance: +20%, -80%
Antenna gain	1) 12.14 dBi or less in principle 2) In case of directional antenna (1) FH, FH+DS or FH+OFDM using 2427-2470.75 MHz EIRP \leq 16.91 dBm/MHz (2) OFDM or DS other than (1) EIRP \leq 22.14 dBm/MHz (3) Other than (1) and (2): 22.14 dBm or less (4) OFDM OBW 26 - 40MHz: 19.14dBm/MHz (5) Half-power angle of directional antenna (e) in case of the item 2): $e \leq 360/A$ (The A is 10 in maximum.)
Tolerance of spurious emission intensity	(1) Below 2387 MHz: 2.5 μ W (2) 2387 to 2400 MHz: 25 μ W (3) 2483.5 through 2496.5 MHz: 25 μ W (4) Over 2496.5 MHz: 2.5 μ W
Spreading bandwidth	DS, FH, FH+DS, FH+OFDM: 500kHz or more
Spreading rate of spectrum	For DS system: (Spreading bandwidth) / (Frequency corresponding to transmission rate) ≥ 5
Limit of secondary radiated emissions	(1) Below 1 GHz: 4nW (2) 1 GHz or higher: 20nW
Interference prevention function	Shall have the function of automatic transmission and reception of identification sign.
Structure	Shall be of the structure that the RF and modulator sections excluding antenna cannot easily be opened.
Note	DS: Direct spread FH: Frequency hopping OFDM: Orthogonal frequency division multiplexing



Unless otherwise agreed in writing, this document is issued by the Company subject to its General Conditions of Service printed overleaf, available on request or accessible at <http://www.sgs.com/en/Terms-and-Conditions.aspx> and, for electronic format documents, subject to Terms and Conditions for Electronic Documents at <http://www.sgs.com/en/Terms-and-Conditions/Terms-e-Documents.aspx>. Attention is drawn to the limitation of liability, indemnification and jurisdiction issues defined therein. Any holder of this document is advised that information contained hereon reflects the Company's findings at the time of its intervention only and within the limits of Client's instructions, if any. The Company's sole responsibility is to its Client and this document does not exonerate parties to a transaction from exercising all their rights and obligations under the transaction documents. This document cannot be reproduced except in full, without prior written approval of the Company. Any unauthorized alteration, forgery or falsification of the content or appearance of this document is unlawful and offenders may be prosecuted to the fullest extent of the law. Unless otherwise stated the results shown in this test report refer only to the sample(s) tested and such sample(s) are retained for 30 days only.

Attention: To check the authenticity of testing / inspection report & certificate, please contact us at telephone: (86-755) 8307 1443, or email: CN.Doccheck@sgs.com

No.10, Weiye Road, Innovation Park, Kunshan, Jiangsu, China 215300
中国·江苏·昆山市留学院创业园伟业路10号 邮编 215300

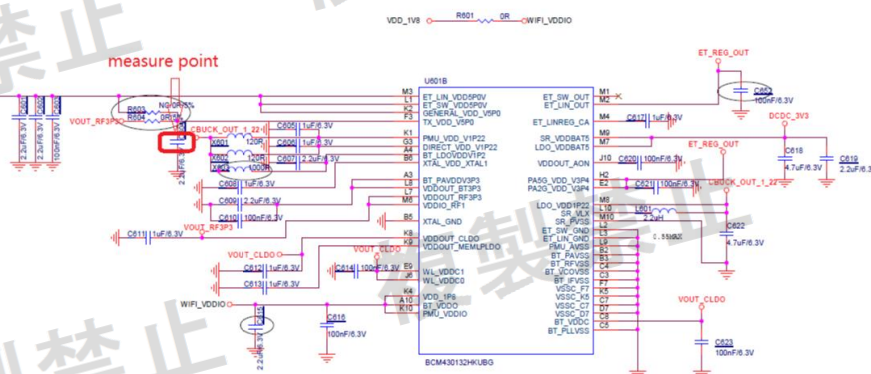
t(86-512)57355888 f(86-512)57370818 www.sgsgroup.com.cn
t(86-512)57355888 f(86-512)57370818 sgs.china@sgs.com

6.2 E.U.T. test conditions

Environment:	Temperature:	5.0 -35.0 °C
	Humidity:	45-85 % RH
	Atmospheric Pressure:	99.2 -102.0 kPa

Power supply: Test Voltage: rated voltage and $\pm 10\%$ of the rated voltage.

The product is supplied by DC 5V. The fluctuation of input voltage to the circuit of RF unit of test equipment is under $\pm 1\%$, when input voltage to the test equipment is fluctuated by $\pm 10\%$. So, all measurement has been conducted by only rated voltage DC 5V



Test Mode Classify	Power Supply	Measured Value
TM 1	DC 3.87V	DC 3.3V
TM 2	DC 3.483V	DC 3.31V
TM 3	DC 4.257V	DC 3.29V

If the EUT can be set to 3 of more different (carrier) frequencies in 1 allocated band, testing shall be performed using the Lowest, Middle and the Highest frequency (L, M and H). If there are 2 or fewer frequencies, testing shall be performed with the available frequencies.

Test frequencies:

EUT channels and frequencies list:

Channel	Frequency (MHz)	Channel	Frequency (MHz)	Channel	Frequency (MHz)
0	2402	14	2430	28	2458
1	2404	15	2432	29	2460
2	2406	16	2434	39	2462
3	2408	17	2436	31	2464
4	2410	18	2438	32	2466

Unless otherwise agreed in writing, this document is issued by the Company subject to its General Conditions of Service printed overleaf, available on request or accessible at <http://www.sgs.com/en/Terms-and-Conditions.aspx> and, for electronic format documents, subject to Terms and Conditions for Electronic Documents at <http://www.sgs.com/en/Terms-and-Conditions/Terms-e-Documents.aspx>. Attention is drawn to the limitation of liability, indemnification and jurisdiction issues defined therein. Any holder of this document is advised that information contained herein reflects the Company's findings at the time of its intervention only and within the limits of Client's instructions, if any. The Company's sole responsibility is to its Client and this document does not exonerate parties to a transaction from exercising all their rights and obligations under the transaction documents. This document cannot be reproduced except in full, without prior written approval of the Company. Any unauthorized alteration, forgery or falsification of the content or appearance of this document is unlawful and offenders may be prosecuted to the fullest extent of the law. Unless otherwise stated the results shown in this test report refer only to the sample(s) tested and such sample(s) are retained for 30 days only.

Attention: To check the authenticity of testing/inspection report & certificate, please contact us at telephone: (86-755) 8307 1443, or email: CN.Doccheck@sgs.com

No.10, Weiye Road, Innovation Park, Kunshan, Jiangsu, China 215300
中国·江苏·昆山市留学院创业园伟业路10号 邮编 215300

t(86-512)57355888 f(86-512)57370818 www.sgs.com.cn
t(86-512)57355888 f(86-512)57370818 sgs.china@sgs.com

5	2412	19	2440	33	2468
6	2414	20	2442	34	2470
7	2416	21	2444	35	2472
8	2418	22	2446	36	2474
9	2420	23	2448	37	2476
10	2422	24	2450	38	2478
11	2424	25	2452	39	2480
12	2426	26	2454		
13	2428	27	2456		

Unless otherwise agreed in writing, this document is issued by the Company subject to its General Conditions of Service printed overleaf, available on request or accessible at <http://www.sgs.com/en/Terms-and-Conditions.aspx> and, for electronic format documents, subject to Terms and Conditions for Electronic Documents at <http://www.sgs.com/en/Terms-and-Conditions/Terms-e-Documents.aspx>. Attention is drawn to the limitation of liability, indemnification and jurisdiction issues defined therein. Any holder of this document is advised that information contained hereon reflects the Company's findings at the time of its intervention only and within the limits of Client's instructions, if any. The Company's sole responsibility is to its Client and this document does not exonerate parties to a transaction from exercising all their rights and obligations under the transaction documents. This document cannot be reproduced except in full, without prior written approval of the Company. Any unauthorized alteration, forgery or falsification of the content or appearance of this document is unlawful and offenders may be prosecuted to the fullest extent of the law. Unless otherwise stated the results shown in this test report refer only to the sample(s) tested and such sample(s) are retained for 30 days only.

Attention: To check the authenticity of testing / inspection report & certificate, please contact us at telephone: (86-755) 8307 1443, or email: CN.Doccheck@sgs.com

No.10, Weiye Road, Innovation Park, Kunshan, Jiangsu, China 215300
中国·江苏·昆山市留学生创业园伟业路10号 邮编 215300

t(86-512)57355888 f(86-512)57370818 www.sgsgroup.com.cn
t(86-512)57355888 f(86-512)57370818 sgs.china@sgs.com

6.3 Antenna Requirement

6.3.1 Test Requirement:

MIC Item 19 of Article 2 Paragraph 1

6.3.2 Conclusion

Standard requirement:


Applicable for equipment with an antenna terminal, including testing terminals. If an antenna connector is available, all relevant tests will be carried out conducted. If not, tests will be carried out in an anechoic room or with a suitable test-fixture.

EUT Details:

The antenna is IFA antenna and no consideration of replacement. The best case gain of the antenna is -4.66dBi.

Result:

An antenna connector is available, all relevant tests will be carried out conducted.



Unless otherwise agreed in writing, this document is issued by the Company subject to its General Conditions of Service printed overleaf, available on request or accessible at <http://www.sgs.com/en/Terms-and-Conditions.aspx> and, for electronic format documents, subject to Terms and Conditions for Electronic Documents at <http://www.sgs.com/en/Terms-and-Conditions/Terms-e-Documents.aspx>. Attention is drawn to the limitation of liability, indemnification and jurisdiction issues defined therein. Any holder of this document is advised that information contained hereon reflects the Company's findings at the time of its intervention only and within the limits of Client's instructions, if any. The Company's sole responsibility is to its Client and this document does not exonerate parties to a transaction from exercising all their rights and obligations under the transaction documents. This document cannot be reproduced except in full, without prior written approval of the Company. Any unauthorized alteration, forgery or falsification of the content or appearance of this document is unlawful and offenders may be prosecuted to the fullest extent of the law. Unless otherwise stated the results shown in this test report refer only to the sample(s) tested and such sample(s) are retained for 30 days only.

Attention: To check the authenticity of testing / inspection report & certificate, please contact us at telephone: (86-755) 8307 1443, or email: CN.Doccheck@sgs.com

No.10, Weiye Road, Innovation Park, Kunshan, Jiangsu, China 215300
中国·江苏·昆山市留学院创业园伟业路10号 邮编 215300

t(86-512)57355888 f(86-512)57370818 www.sgsgroup.com.cn
t(86-512)57355888 f(86-512)57370818 sgs.china@sgs.com

6.4 Interference prevention capability

6.4.1 Test Requirement:


MIC Item 19 of Article 2 Paragraph 1

Limit:

Article 2, Item (19) Notice 88 Appendix 43, 44, 45

The EUT shall be constructed in such a way that sensitive RF parts, (like modulation and oscillator parts) cannot be reached easily by the user. These parts shall be covered by soldered metal caps or glue or by other mechanical covers. If the covers are fixed with screws, these shall be not the common type(s) like a Phillips, but special versions like Torx, so that the user cannot open the device with common tools.

6.4.2 Test Setup Diagram



6.4.3 Conclusion

Standard Requirement:

- 1) Measurement system diagram as shown above and test equipment keep transmitting identification code.
- 2) Condition of measuring instrument
 - (1) Demodulator must be able to demodulate the transmitting signal emitted by test equipment and to indicate the identification code.
- 3) Condition of test equipment The mode of normal use.
- 4) Measuring operation procedure
 - (1) When test equipment has the function to transmit identification code automatically:
 - A) Transmit the predetermined identification code from test equipment.
 - B) Confirm the transmitted identification code by demodulator.

EUT Details:

The unit does meet the requirements (Good).

Bluetooth mac address:

BD_ADDR = "43012B001FAC"



Unless otherwise agreed in writing, this document is issued by the Company subject to its General Conditions of Service printed overleaf, available on request or accessible at <http://www.sgs.com/en/Terms-and-Conditions.aspx> and, for electronic format documents, subject to Terms and Conditions for Electronic Documents at <http://www.sgs.com/en/Terms-and-Conditions/Terms-e-Documents.aspx>. Attention is drawn to the limitation of liability, indemnification and jurisdiction issues defined therein. Any holder of this document is advised that information contained hereon reflects the Company's findings at the time of its intervention only and within the limits of Client's instructions, if any. The Company's sole responsibility is to its Client and this document does not exonerate parties to a transaction from exercising all their rights and obligations under the transaction documents. This document cannot be reproduced except in full, without prior written approval of the Company. Any unauthorized alteration, forgery or falsification of the content or appearance of this document is unlawful and offenders may be prosecuted to the fullest extent of the law. Unless otherwise stated the results shown in this test report refer only to the sample(s) tested and such sample(s) are retained for 30 days only.

Attention: To check the authenticity of testing / inspection report & certificate, please contact us at telephone: (86-755) 8307 1443, or email: CN.Doccheck@sgs.com

No.10, Weiye Road, Innovation Park, Kunshan, Jiangsu, China 215300
中国·江苏·昆山市留学院创业园伟业路10号 邮编 215300

t(86-512)57355888 f(86-512)57370818 www.sgsgroup.com.cn
t(86-512)57355888 f(86-512)57370818 sgs.china@sgs.com

6.5 RF accessibility

6.5.1 Test Requirement:

MIC Item 19 of Article 2 Paragraph 1

6.5.2 Conclusion

Standard Requirement:

The EUT shall be constructed in such a way that sensitive RF parts, (like modulation and oscillator parts) cannot be reached easily by the user. These parts shall be covered by soldered metal caps or glue or by other mechanical covers. If the covers are fixed with screws, these shall be not the common type(s) like a Phillips, but special versions like Torx, so that the user cannot open the device with common tools.

Protective Structure:

<input type="checkbox"/>	1.Sealed with special screws.
<input type="checkbox"/>	2.Plastic chassis is being welded using ultrasonic waves.
<input type="checkbox"/>	3.Chassis is glued using a special adhesive.
<input type="checkbox"/>	4.Metal covers are spot-fused.
<input type="checkbox"/>	5.Cover is specially interlocked
<input checked="" type="checkbox"/>	6.RF and Modulation components are covered with shielding case and this shielding case is soldered.
<input type="checkbox"/>	7.Shield case is welded at RF and modulation parts, and ID-ROM is welded using the BGA Method.
<input type="checkbox"/>	8.Shield case is welded at RF and modulation parts, and ID-ROM is glued at its lead with a special adhesive.
<input type="checkbox"/>	9.Shield case is welded at RF and modulation parts, and ID-ROM is glued with a non-transparent laminating agent.
<input type="checkbox"/>	10.RF and Modulation parts are mounted on PCB with surface mount technology, and there is no any adjustable parts on PCB or adjustable parts are not exposed.

EUT Details:

RF chip and modulation using SMT technology that end user cannot open with common tools.




Unless otherwise agreed in writing, this document is issued by the Company subject to its General Conditions of Service printed overleaf, available on request or accessible at <http://www.sgs.com/en/Terms-and-Conditions.aspx> and, for electronic format documents, subject to Terms and Conditions for Electronic Documents at <http://www.sgs.com/en/Terms-and-Conditions/Terms-e-Documents.aspx>. Attention is drawn to the limitation of liability, indemnification and jurisdiction issues defined therein. Any holder of this document is advised that information contained hereon reflects the Company's findings at the time of its intervention only and within the limits of Client's instructions, if any. The Company's sole responsibility is to its Client and this document does not exonerate parties to a transaction from exercising all their rights and obligations under the transaction documents. This document cannot be reproduced except in full, without prior written approval of the Company. Any unauthorized alteration, forgery or falsification of the content or appearance of this document is unlawful and offenders may be prosecuted to the fullest extent of the law. Unless otherwise stated the results shown in this test report refer only to the sample(s) tested and such sample(s) are retained for 30 days only.

Attention: To check the authenticity of testing / inspection report & certificate, please contact us at telephone: (86-755) 8307 1443, or email: CN.Doccheck@sgs.com

No.10, Weiye Road, Innovation Park, Kunshan, Jiangsu, China 215300
中国·江苏·昆山市留学生创业园伟业路10号 邮编 215300

t(86-512)57355888 f(86-512)57370818 www.sgsgroup.com.cn
t(86-512)57355888 f(86-512)57370818 sgs.china@sgs.com



Unless otherwise agreed in writing, this document is issued by the Company subject to its General Conditions of Service printed overleaf, available on request or accessible at <http://www.sgs.com/en/Terms-and-Conditions.aspx> and, for electronic format documents, subject to Terms and Conditions for Electronic Documents at <http://www.sgs.com/en/Terms-and-Conditions/Terms-e-Documents.aspx>. Attention is drawn to the limitation of liability, indemnification and jurisdiction issues defined therein. Any holder of this document is advised that information contained hereon reflects the Company's findings at the time of its intervention only and within the limits of Client's instructions, if any. The Company's sole responsibility is to its Client and this document does not exonerate parties to a transaction from exercising all their rights and obligations under the transaction documents. This document cannot be reproduced except in full, without prior written approval of the Company. Any unauthorized alteration, forgery or falsification of the content or appearance of this document is unlawful and offenders may be prosecuted to the fullest extent of the law. Unless otherwise stated the results shown in this test report refer only to the sample(s) tested and such sample(s) are retained for 30 days only.

Attention: To check the authenticity of testing / inspection report & certificate, please contact us at telephone: (86-755) 8307 1443, or email: CN.Doccheck@sgs.com

No.10, Weiye Road, Innovation Park, Kunshan, Jiangsu, China 215300
中国·江苏·昆山市留学院创业园伟业路10号 邮编 215300

t(86-512)57355888 f(86-512)57370818 www.sgsgroup.com.cn
t(86-512)57355888 f(86-512)57370818 sgs.china@sgs.com

7 Radio Spectrum Matter Test Results

7.1 Occupied Bandwidth(99%)

Test Requirement	MIC Item 19 of Article 2 Paragraph 1
Test Method:	MIC Notice No.88 Appendix No.43
Limit:	FH: 83.5MHz or less FH + DS: 83.5MHz or less FH + OFDM: 83.5MHz or less OFDM: 40MHz or less Others: 26MHz or less

7.1.1 E.U.T. Operation

Operating Environment:

Temperature: 22 °C Humidity: 50 % RH Atmospheric Pressure: 1001 mbar

Test mode a:TX mode_Keep the EUT in continuously transmitting mode with GFSK modulation

7.1.2 Test Setup Diagram



7.1.3 Measurement Procedure and Data

1. Test Conditions:

Spectrum Analyzer is used for measurement.

2. EUT conditions:

Modulation/Spread/Hopping ON, Modulation Tx

For equipment using diffusion code, set to the test diffusion code and modulate with standard coding test signal.

3. Spectrum Analyzer conditions:

Frequency: Test Frequency

Span 3MHz (OFDM; DSSS); 2-3.5 times OBW (Others)

RBW 30kHz (OFDM; DSSS); 3% OBW (Others)

VBW 100kHz (OFDM; DSSS); 3 times RBW (Others)

Sweep Time Auto

detector mode Positive peak

Indication mode Max hold

OBW 99%

Test data refer to Appendix C for KSCR210900000903



Unless otherwise agreed in writing, this document is issued by the Company subject to its General Conditions of Service printed overleaf, available on request or accessible at <http://www.sgs.com/en/Terms-and-Conditions.aspx> and, for electronic format documents, subject to Terms and Conditions for Electronic Documents at <http://www.sgs.com/en/Terms-and-Conditions/Terms-e-Documents.aspx>. Attention is drawn to the limitation of liability, indemnification and jurisdiction issues defined therein. Any holder of this document is advised that information contained hereon reflects the Company's findings at the time of its intervention only and within the limits of Client's instructions, if any. The Company's sole responsibility is to its Client and this document does not exonerate parties to a transaction from exercising all their rights and obligations under the transaction documents. This document cannot be reproduced except in full, without prior written approval of the Company. Any unauthorized alteration, forgery or falsification of the content or appearance of this document is unlawful and offenders may be prosecuted to the fullest extent of the law. Unless otherwise stated the results shown in this test report refer only to the sample(s) tested and such sample(s) are retained for 30 days only.

Attention: To check the authenticity of testing / inspection report & certificate, please contact us at telephone: (86-755) 8307 1443, or email: CN.Doccheck@sgs.com

No.10, Weiye Road, Innovation Park, Kunshan, Jiangsu, China 215300
中国·江苏·昆山市留学院创业园伟业路10号 邮编 215300

t(86-512)57355888 f(86-512)57370818 www.sgsgroup.com.cn
t(86-512)57355888 f(86-512)57370818 sgs.china@sgs.com

7.2 Antenna Power

Test Requirement	MIC Item 19 of Article 2 Paragraph 1
Test Method:	MIC Notice No.88 Appendix No.43
Limit:	Designated value
	(1) FH, FH+DS, FH+OFDM: 3mW/MHz (used in the range of 2427 - 2470.75 MHz)
	(2) OFDM, DS other than (1) 10mW/MHz
	(3) Other than (1) & (2) 10mW
	(4) OFDM OBW 26 - 40MHz: 5mW/MHz
	Tolerance: +20%,-80%

7.2.1 E.U.T. Operation

Operating Environment:

Temperature: 22 °C Humidity: 50 % RH Atmospheric Pressure: 1001 mbar
Test mode a:TX mode_Keep the EUT in continuously transmitting mode with GFSK modulation

7.2.2 Test Setup Diagram



7.2.3 Measurement Procedure and Data

1. Test Conditions:

Spectrum Analyzer is used for measurement.

2. EUT conditions:

Modulation/Spread/Hopping ON, Modulation Tx

For equipment using diffusion code, set to the test diffusion code and modulate with standard coding test signal.

3. Spectrum Analyzer conditions:

Frequency: Test Frequency

Span 25 MHz (OFDM; DSSS); Enough to capture the emission (Others)

RBW 3 MHz (FHSS; OFDM; DSSS); More than OBW (Others)

VBW 3 MHz (FHSS; OFDM; DSSS); More than RBW (Others)

Sweep Time Auto

detector mode RMS

Indication mode Max hold

Test data refer to Appendix C for KSCR210900000903



Unless otherwise agreed in writing, this document is issued by the Company subject to its General Conditions of Service printed overleaf, available on request or accessible at <http://www.sgs.com/en/Terms-and-Conditions.aspx> and, for electronic format documents, subject to Terms and Conditions for Electronic Documents at <http://www.sgs.com/en/Terms-and-Conditions/Terms-e-Documents.aspx>. Attention is drawn to the limitation of liability, indemnification and jurisdiction issues defined therein. Any holder of this document is advised that information contained hereon reflects the Company's findings at the time of its intervention only and within the limits of Client's instructions, if any. The Company's sole responsibility is to its Client and this document does not exonerate parties to a transaction from exercising all their rights and obligations under the transaction documents. This document cannot be reproduced except in full, without prior written approval of the Company. Any unauthorized alteration, forgery or falsification of the content or appearance of this document is unlawful and offenders may be prosecuted to the fullest extent of the law. Unless otherwise stated the results shown in this test report refer only to the sample(s) tested and such sample(s) are retained for 30 days only.

Attention: To check the authenticity of testing / inspection report & certificate, please contact us at telephone: (86-755) 8307 1443, or email: CN.Doccheck@sgs.com

No.10, Weiye Road, Innovation Park, Kunshan, Jiangsu, China 215300
中国·江苏·昆山市留学院创业园伟业路10号 邮编 215300

t(86-512)57355888 f(86-512)57370818 www.sgsgroup.com.cn
t(86-512)57355888 f(86-512)57370818 sgs.china@sgs.com

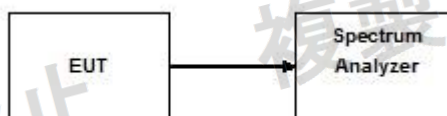
7.3 Frequency Error

Test Requirement MIC Item 19 of Article 2 Paragraph 1
Test Method: MIC Notice No.88 Appendix No.43
Limit: Tolerance of frequency: $\pm 50\text{E-}6$

7.3.1 E.U.T. Operation

Operating Environment:
Temperature: 22 °C Humidity: 50 % RH Atmospheric Pressure: 1001 mbar
Test mode a:TX mode_Keep the EUT in continuously transmitting mode with GFSK modulation

7.3.2 Test Setup Diagram



7.3.3 Measurement Procedure and Data

1. Test Conditions:

Spectrum Analyzer is used for measurement.

2. EUT conditions:

Modulation/Spread/Hopping OFF, CW Tx

3. Spectrum Analyzer conditions:

Center Frequency: Test Frequency

Span 1MHz

RBW 10 kHz (Modulation OFF),

VBW 10 kHz (Modulation OFF),

Sweep Time: Auto

Detector mode: Positive peak

Indication mode: Max hold

Alternative method:

Frequency: Test Frequency

Span 2 times channel bandwidth

RBW 100 kHz (Modulation ON),

VBW 100 kHz (Modulation ON),

Sweep Time: Auto

Detector mode: Positive peak

Indication mode: Max hold

Test data refer to Appendix C for KSCR210900000903



Unless otherwise agreed in writing, this document is issued by the Company subject to its General Conditions of Service printed overleaf, available on request or accessible at <http://www.sgs.com/en/Terms-and-Conditions.aspx> and, for electronic format documents, subject to Terms and Conditions for Electronic Documents at <http://www.sgs.com/en/Terms-and-Conditions/Terms-e-Documents.aspx>. Attention is drawn to the limitation of liability, indemnification and jurisdiction issues defined therein. Any holder of this document is advised that information contained hereon reflects the Company's findings at the time of its intervention only and within the limits of Client's instructions, if any. The Company's sole responsibility is to its Client and this document does not exonerate parties to a transaction from exercising all their rights and obligations under the transaction documents. This document cannot be reproduced except in full, without prior written approval of the Company. Any unauthorized alteration, forgery or falsification of the content or appearance of this document is unlawful and offenders may be prosecuted to the fullest extent of the law. Unless otherwise stated the results shown in this test report refer only to the sample(s) tested and such sample(s) are retained for 30 days only.

Attention: To check the authenticity of testing / inspection report & certificate, please contact us at telephone: (86-755) 8307 1443, or email: CN.Doccheck@sgs.com

No.10, Weiye Road, Innovation Park, Kunshan, Jiangsu, China 215300
中国·江苏·昆山市留学生创业园伟业路10号 邮编 215300

t(86-512)57355888 f(86-512)57370818 www.sgsgroup.com.cn
t(86-512)57355888 f(86-512)57370818 sgs.china@sgs.com

7.4 Spurious emission Intensity

Test Requirement	MIC Item 19 of Article 2 Paragraph 1
Test Method:	MIC Notice No.88 Appendix No.43
Limit:	(1) Below 2387 MHz : 2.5 μ W/MHz (2) 2387 to 2400 MHz : 25 μ W/MHz (3) 2483.5 through 2496.5 MHz : 25 μ W/MHz (4) Over 2496.5 MHz : 2.5 μ W/MHz

7.4.1 E.U.T. Operation

Operating Environment:

Temperature: 22 °C Humidity: 50 % RH Atmospheric Pressure: 1001 mbar
Test mode a:TX mode_Keep the EUT in continuously transmitting mode with GFSK modulation

7.4.2 Test Setup Diagram



7.4.3 Measurement Procedure and Data

1. Test Conditions:

Spectrum Analyzer is used for measurement.

2. EUT conditions:

Modulation/Spread/Hopping ON

For equipment using diffusion code, set to the test diffusion code and modulate with standard coding test signal.

3. Spectrum Analyzer conditions:

Step 1

All spurious are measured from 30 MHz to 13 GHz by peak mode.

Step 2

IF the value measured by Step1 is 2 dB or less, measure in average mode.

Test setup for Step 1:

Frequency: 30 MHz – 2400 MHz , 2483.5 MHz –13 GHz

RBW 100 kHz (30 – 1GHz) , 1 MHz (over 1GHz)

VBW 100 kHz (30 – 1GHz) , 1 MHz (over 1GHz)

Sweep Time Auto

detector mode Positive peak

Indication mode Max hold

Test setup for Step 2:

Frequency: Spurious Frequency

Span 0 Hz

RBW 100 kHz (30 – 1GHz) , 1 MHz (over 1GHz)

VBW 100 kHz (30 – 1GHz) , 1 MHz (over 1GHz)

Sweep Time Auto

detector mode Sample

Indication mode Max hold

Test data refer to Appendix C for KSCR210900000903



Unless otherwise agreed in writing, this document is issued by the Company subject to its General Conditions of Service printed overleaf, available on request or accessible at <http://www.sgs.com/en/Terms-and-Conditions.aspx> and, for electronic format documents, subject to Terms and Conditions for Electronic Documents at <http://www.sgs.com/en/Terms-and-Conditions/Terms-e-Documents.aspx>. Attention is drawn to the limitation of liability, indemnification and jurisdiction issues defined therein. Any holder of this document is advised that information contained hereon reflects the Company's findings at the time of its intervention only and within the limits of Client's instructions, if any. The Company's sole responsibility is to its Client and this document does not exonerate parties to a transaction from exercising all their rights and obligations under the transaction documents. This document cannot be reproduced except in full, without prior written approval of the Company. Any unauthorized alteration, forgery or falsification of the content or appearance of this document is unlawful and offenders may be prosecuted to the fullest extent of the law. Unless otherwise stated the results shown in this test report refer only to the sample(s) tested and such sample(s) are retained for 30 days only.

Attention: To check the authenticity of testing /inspection report & certificate, please contact us at telephone: (86-755) 8307 1443, or email: CN.Doccheck@sgs.com

No.10, Weiye Road, Innovation Park, Kunshan, Jiangsu, China 215300

中国·江苏·昆山市留学院创业园伟业路10号 邮编 215300

t(86-512)57355888 f(86-512)57370818 www.sgsgroup.com.cn

t(86-512)57355888 f(86-512)57370818 sgs.china@sgs.com

7.5 Limit of secondary radiated emissions

Test Requirement	MIC Item 19 of Article 2 Paragraph 1
Test Method:	MIC Notice No.88 Appendix No.43
Limit:	(1) Below 1 GHz : 4 nW or less (2) 1 GHz and over : 20 nW or less

7.5.1 E.U.T. Operation

Operating Environment:

Temperature:	22 °C	Humidity:	50 % RH	Atmospheric Pressure:	1001 mbar
Test mode	a:TX mode_Keep the EUT in continuously transmitting mode with GFSK modulation				

7.5.2 Test Setup Diagram



Unless otherwise agreed in writing, this document is issued by the Company subject to its General Conditions of Service printed overleaf, available on request or accessible at <http://www.sgs.com/en/Terms-and-Conditions.aspx> and, for electronic format documents, subject to Terms and Conditions for Electronic Documents at <http://www.sgs.com/en/Terms-and-Conditions/Terms-e-Documents.aspx>. Attention is drawn to the limitation of liability, indemnification and jurisdiction issues defined therein. Any holder of this document is advised that information contained hereon reflects the Company's findings at the time of its intervention only and within the limits of Client's instructions, if any. The Company's sole responsibility is to its Client and this document does not exonerate parties to a transaction from exercising all their rights and obligations under the transaction documents. This document cannot be reproduced except in full, without prior written approval of the Company. Any unauthorized alteration, forgery or falsification of the content or appearance of this document is unlawful and offenders may be prosecuted to the fullest extent of the law. Unless otherwise stated the results shown in this test report refer only to the sample(s) tested and such sample(s) are retained for 30 days only.

Attention: To check the authenticity of testing /inspection report & certificate, please contact us at telephone: (86-755) 8307 1443, or email: CN.Doccheck@sgs.com

No.10, Weiye Road, Innovation Park, Kunshan, Jiangsu, China 215300
中国·江苏·昆山市留学生创业园伟业路10号 邮编 215300

t(86-512)57355888 f(86-512)57370818 www.sgsgroup.com.cn
t(86-512)57355888 f(86-512)57370818 sgs.china@sgs.com

7.5.3 Measurement Procedure and Data

1. Test Conditions:

Spectrum Analyzer is used for measurement.

2. EUT conditions:

Modulation/Spread/Hopping ON, , Modulation Tx

For equipment using diffusion code, set to the test diffusion code and modulate with standard coding test signal.

3. Spectrum Analyzer conditions:

Step 1

All spurious are measured from 30 MHz to 13 GHz by peak mode.

Step 2

IF the value measured by Step1 is 2 dB or less, measure in average mode.

Test setup for Step 1:

Frequency: 30 MHz – 2400 MHz , 2483.5 MHz –13 GHz

RBW 100 kHz (30 – 1GHz) , 1 MHz (over 1GHz)

VBW 100 kHz (30 – 1GHz) , 1 MHz (over 1GHz)

Sweep Time: Auto

detector mode: Positive peak

Indication mode: Max hold

Test setup for Step 2:

Frequency: Spurious Frequency

Span 0 Hz

RBW 100 kHz (30 – 1GHz) , 1 MHz (over 1GHz)

VBW 100 kHz (30 – 1GHz) , 1 MHz (over 1GHz)

Sweep Time: Auto

detector mode: Sample

Indication mode: Max hold

Test data refer to Appendix C for KSCR210900000903



8 Photographs

Refer to the < Photographs >

- End of the Report -



Unless otherwise agreed in writing, this document is issued by the Company subject to its General Conditions of Service printed overleaf, available on request or accessible at <http://www.sgs.com/en/Terms-and-Conditions.aspx> and, for electronic format documents, subject to Terms and Conditions for Electronic Documents at <http://www.sgs.com/en/Terms-and-Conditions/Terms-e-Documents.aspx>. Attention is drawn to the limitation of liability, indemnification and jurisdiction issues defined therein. Any holder of this document is advised that information contained hereon reflects the Company's findings at the time of its intervention only and within the limits of Client's instructions, if any. The Company's sole responsibility is to its Client and this document does not exonerate parties to a transaction from exercising all their rights and obligations under the transaction documents. This document cannot be reproduced except in full, without prior written approval of the Company. Any unauthorized alteration, forgery or falsification of the content or appearance of this document is unlawful and offenders may be prosecuted to the fullest extent of the law. Unless otherwise stated the results shown in this test report refer only to the sample(s) tested and such sample(s) are retained for 30 days only.

Attention: To check the authenticity of testing / inspection report & certificate, please contact us at telephone: (86-755) 8307 1443, or email: CN.Doccheck@sgs.com

No.10, Weiye Road, Innovation Park, Kunshan, Jiangsu, China 215300
中国·江苏·昆山市留学生创业园伟业路10号 邮编 215300

t(86-512)57355888 f(86-512)57370818 www.sgsgroup.com.cn
t(86-512)57355888 f(86-512)57370818 sgs.china@sgs.com