




# JAPAN RADIO TEST REPORT

Equipment : Wireless AC3000 Tri Band Gigabit Router  
Brand Name : ASUS  
Model Name : CT8  
Applicant : ASUSTeK COMPUTER INC.  
No. 15, Li-Te Rd., Peitou District, Taipei 112, Taiwan,  
R.O.C.  
Manufacturer (1) : Compal Networking (KunShan) Co., LTD.  
No. 520, Nanbang Rd., Economic & Technical  
Development Zone Kunshan, Jiangsu  
Province China  
Manufacturer (2) : ASKEY TECHNOLOGY (JIANG SU) LTD  
NO1388, Jiao Tong Road, Wujiang Economic  
Technological Development Area  
Jiangsu Province 215200 China  
Standard : MIC Certification Rule, Article 2 Paragraph 1 Item 19

The product was received on Jun. 07, 2019, and testing was started from Aug. 27, 2019 and completed on Sep. 02, 2019. We, SPORTON INTERNATIONAL INC. EMC & Wireless Communications Laboratory, would like to declare that the tested sample has been evaluated in accordance with the procedures given in MIC Notice No.88 Appendix No.43 and shown compliance with the applicable MIC Ordinance Regulating Radio Equipment Article 49.20 and ARIB STD-T66 technical standards.

The report must not be used by the client to claim product certification, approval, or endorsement by TAF or any agency of government.

The test results in this variant report apply exclusively to the tested model / sample. Without written approval of SPORTON INTERNATIONAL INC. EMC & Wireless Communications Laboratory, the test report shall not be reproduced except in full.



Approved by: Sam Chen

**SPORTON INTERNATIONAL INC. EMC & Wireless Communications Laboratory**  
No. 52, Huaya 1st Rd., Guishan Dist., Taoyuan City, Taiwan (R.O.C.)



## Table of Contents

<b>History of this test report.....</b>	<b>3</b>
<b>Summary of Test Result.....</b>	<b>4</b>
<b>1 General Description .....</b>	<b>5</b>
1.1 Information.....	5
1.2 Applicable Standards .....	9
1.3 Testing Location Information .....	9
1.4 Measurement Uncertainty .....	9
<b>2 Test Configuration of EUT .....</b>	<b>10</b>
2.1 Test Channel Mode .....	10
2.2 The Worst Case Measurement Configuration.....	11
2.3 EUT Operation during Test .....	11
2.4 Accessories .....	11
2.5 Support Equipment.....	11
<b>3 Test Result .....</b>	<b>12</b>
3.1 Frequency Error .....	12
3.2 Occupied Bandwidth, Spread Bandwidth and Spread Factor .....	13
3.3 Antenna Power, Antenna Power Error .....	14
3.4 Transmitter Spurious Emissions.....	15
3.5 Receiver Spurious Emissions.....	16
3.6 Identification Code.....	17
3.7 Hopping Frequency Dwell Time .....	18
3.8 EUT Construction Protection.....	19
<b>4 Test Equipment and Calibration Data .....</b>	<b>21</b>
<b>Appendix A. Test Results of Frequency Error</b>	
<b>Appendix B. Test Results of Occupied Bandwidth / Spread Bandwidth / spread Factor</b>	
<b>Appendix C. Test Results of Antenna Power / Antenna Power Error</b>	
<b>Appendix D. Test Results of Transmitter Spurious Emissions</b>	
<b>Appendix E. Test Results of Receiver Spurious Emissions</b>	
<b>Appendix F. Test Results of Identification Code</b>	
<b>Appendix G. Test Results of Hopping Frequency Dwell Time</b>	
<b>Appendix H. Test Photos</b>	
<b>Photographs of EUT v01</b>	



## History of this test report

TEL : 886-3-656-9065  
FAX : 886-3-656-9085  
Report Template No.: CB-D2\_5 Ver1.0

Page Number : 3 of 21  
Issued Date : Dec. 09, 2019  
Report Version : 01

## Summary of Test Result

Report Clause	Ref Std. Clause	Test Items	Result (PASS/FAIL)	Remark
1.1.1	RLE:6	Frequency Band	PASS	-
3.1	ORE:5	Frequency Error	PASS	-
3.2	ORE:6	Occupied Bandwidth	PASS	-
3.2	ORE:49.20	Spread Bandwidth / Factor	PASS	-
3.3	ORE:49.20	Antenna Power	PASS	-
3.3	ORE:14	Antenna Power Error	PASS	-
-	ORE:49.20	Antenna Beamwidth, EIRP Limit <sup>*1</sup>	N/A	-
-	ORE:49.20	Radiated EIRP <sup>*1</sup>	N/A	-
3.4	ORE:7, Table 3	Transmitter Spurious Emissions	PASS	-
3.5	ORE:24	Receiver Spurious Emissions	PASS	-
3.6	TR:9	Identification Code	PASS	-
-	TR:9	Carrier Sense <sup>*2</sup>	N/A	-
3.7	ORE:49.20	Hopping Frequency Dwell Time	PASS	-
3.8	ORE:49.20	EUT Construction Protection	PASS	-

RLE: Radio Law Enforcement Regulations

ORE: Ordinance Regulating Radio Equipment

TR: Terminal and Other Equipment Regulations

NT: Notification of the Ministry of Internal Affairs and Communications

<sup>\*1</sup>: If EIRP power of EUT is lower than 12.14dBm/MHz (20MHz) and 9.1279dBm/MHz (40MHz), so "Antenna Beamwidth, EIRP Limit" and "Radiated EIRP" could be exempted tests.

<sup>\*2</sup>: If OFDM modulation and Occupied Bandwidth  $\geq$  26MHz, Carrier Sense shall be performed.

### Declaration of Conformity:

The test results with all measurement uncertainty excluded are presented in accordance with the regulation limits or requirements declared by manufacturers.

### Comments and Explanations:

The declared of product specification for EUT presented in the report are provided by the manufacturer, and the manufacturer takes all the responsibilities for the accuracy of product specification.

**Reviewed by: Sam Chen**

**Report Producer: Emily Chen**

# 1 General Description

## 1.1 Information

### 1.1.1 RF General Information

Frequency Range (MHz)	Bluetooth Version	Ch. Frequency (MHz)	Channel Number
2400-2483.5	BR / EDR	2402-2480	0-78 [79]

Band	Mode	BWch (MHz)	Nant
2.4-2.4835GHz	BT-BR	1	1TX

**Note:**

- ♦ Bluetooth BR uses a GFSK (1Mbps).
- ♦ Bluetooth EDR uses a combination of  $\pi/4$ -DQPSK (2Mbps) and 8DPSK (3Mbps).
- ♦ Bluetooth BR/EDR uses as a system using FHSS modulation.
- ♦ BWch is the nominal channel bandwidth.
- ♦ Nss-Min is the minimum number of spatial streams.
- ♦ Nant is the number of outputs. e.g., 2(2, 3) means have 2 outputs for port 2 and port 3. 2 means have 2 outputs for port 1 and port 2.

Mode	Declared Power (mW/MHz)
BT-BR(1Mbps)	0.07568
BT-BR-AFH(1Mbps)	0.35156
BT-EDR(3Mbps)	0.07568
BT-EDR-AFH(3Mbps)	0.35156

**1.1.2 Antenna Information**

Set	Ant.	Port	Brand	Model Name	Antenna Type	Connector	Gain (dBi)
1	1	1	PSA	RFDPA230505IMLB901	Dipole Antenna	I-PEX	Note 1
	2	2	PSA	RFDPA230510IMLB901	Dipole Antenna	I-PEX	
	3	3	PSA	RFDPA100610IM5B901	Dipole Antenna	I-PEX	
	4	4	PSA	RFDPA100607IM5B901	Dipole Antenna	I-PEX	
	5	5	PSA	RFDPA100608IM5B901	Dipole Antenna	I-PEX	
	6	6	PSA	RFDPA100605IM5B901	Dipole Antenna	I-PEX	
	7	1	PSA	-	Printed Antenna	N/A	
2	1	1	Whayu	C660-510478-A ANT1 2_5G	Dipole Antenna	I-PEX	
	2	2	Whayu	C660-510478-A ANT2 2_5G	Dipole Antenna	I-PEX	
	3	3	Whayu	C660-510478-A_ANT 3 5G	Dipole Antenna	I-PEX	
	4	4	Whayu	C660-510478-A_ANT 4 5G	Dipole Antenna	I-PEX	
	5	5	Whayu	C660-510478-A_ANT 5 5G	Dipole Antenna	I-PEX	
	6	6	Whayu	C660-510478-A_ANT 6 5G	Dipole Antenna	I-PEX	
3	1	1	Airgain	M2440DMCT-PK1-HSR3-LB1X52BU	Dipole Antenna	I-PEX	
	2	2	Airgain	M2440DMCT-PK1-HSY3-LB1X102BU	Dipole Antenna	I-PEX	
	3	3	Airgain	M5X30CT-PK1-HSE3-LBIX102BU	Dipole Antenna	I-PEX	
	4	4	Airgain	M5X30CT-PK1-HSA3-LB1X75BU	Dipole Antenna	I-PEX	
	5	5	Airgain	M5X30CT-PK1-HSW3-LB 1X85BU	Dipole Antenna	I-PEX	
	6	6	Airgain	M5X30CT-PK1-HSB3-LBIX52BU	Dipole Antenna	I-PEX	

Note 1:

Set	Ant.	Port	Gain (dBi) - CDD				
			2.4GHz	5GHz Band 1	5GHz Band 2	5GHz Band 3	Bluetooth
1	1	1	1.36	1.74	2.09	-	-
	2	2	1.36	1.74	2.09	-	-
	3	1	-	-	-	0.82	-
	4	2	-	-	-	0.82	-
	5	3	-	-	-	0.82	-
	6	4	-	-	-	0.82	-
	7	1	-	-	-	-	-2.93
2	1	1	1.17	1.69	1.48	-	-
	2	2	1.17	1.69	1.48	-	-
	3	1	-	-	-	0.45	-
	4	2	-	-	-	0.45	-
	5	3	-	-	-	0.45	-
	6	4	-	-	-	0.45	-
3	1	1	0.80	1.47	1.47	-	-
	2	2	0.80	1.47	1.47	-	-
	3	1	-	-	-	0.18	-
	4	2	-	-	-	0.18	-
	5	3	-	-	-	0.18	-
	6	4	-	-	-	0.18	-

Note2: The above information was declared by manufacturer.

The EUT has three sets of WLAN antenna and there are six antennas for each set.

There are three sets antenna are the same type antennas, only the higher gain antennas "Set 1" was tested and recorded in the report.

**For 2.4GHz function:**

**For IEEE 802.11b/g/n/VHT mode (2TX/2RX):**

Port 1 and Port 2 can be used as transmitting/receiving antenna.

Port 1 and Port 2 could transmit/receive simultaneously.

**For 5GHz Band 1 and Band 2 function:**

**For IEEE 802.11a/n/ac mode (2TX/2RX):**

Port 1 and Port 2 can be used as transmitting/receiving antenna.

Port 1 and Port 2 could transmit/receive simultaneously.

**For 5GHz Band 3 function:**

**For IEEE 802.11a/n/ac mode (4TX/4RX):**

Port 1, Port 2, Port 3 and Port 4 can be used as transmitting/receiving antenna.

Port 1, Port 2, Port 3 and Port 4 could transmit/receive simultaneously.

**For Bluetooth function**

Only Port 1 can be used as transmitting/receiving antenna.





## 1.1.3 EUT Information

EUT Power Type	From Power Adapter
Test Software Version	Telnet

## 1.1.4 Mode Test Duty Cycle

Mode	DC	DCF(dB)	Tx-sequence(s)	Tx-gap(s)
BT-BR(1Mbps)	0.745	1.278	2.9m	850u
BT-BR-AFH(1Mbps)	0.745	1.278	2.901m	848.75u
BT-EDR(3Mbps)	0.747	1.267	2.908m	842.5u
BT-EDR-AFH(3Mbps)	0.757	1.209	2.908m	738.75u

## 1.1.5 Power Supply Voltage Fluctuation

Fluctuation	AC Input Power(V)	DC Output Power(V)	Variation (%)
Normal Vol	100	19.2	-
High Vol	110	19.2	0.000000
Low Vol	90	19.2	0.000000

Note: Voltage Variation (%) = (Output High or Low Voltage - Output Normal Voltage)/Output Normal Voltage X 100.

During the input supply voltage to the EUT from the external power source is varied by +/- 10%, if output voltage had been confirmed that the fluctuation of power supply to the RF circuit of EUT (excluding power source) is equal to or less than +/- 1%. Exempt extremely high and low supply voltage condition tests, EUT only operated in normal voltage to test all regulations.

## 1.1.6 Table for Radio information

Radio	Band
1	5GHz Band 1 and Band 2
	2.4GHz
2	5GHz Band 3
3	Bluetooth

Note: The above information was declared by manufacturer.

## 1.1.7 Table for Slight Change

This product is an extension of original one reported under Sporton project number: JR850709AA

Below is the table for the change of the product with respect to the original one.

Modifications				Performance Checking
Adding an adapter:				Do not affect the test results.
Power	Brand	Model Name	Country Code	
Adapter 2	DELTA	ADP-33AW B	L	

Note: All the test results were based on the original report.



## 1.2 Applicable Standards

According to the specifications of the manufacturer, the EUT must comply with the requirements of the following standards:

- ◆ MIC Ordinance Regulating Radio Equipment Article 49.20
- ◆ MIC Notice No.88 Appendix No.43

## 1.3 Testing Location Information

Testing Location		
<input type="checkbox"/>	HWA YA	ADD : No. 52, Huaya 1st Rd., Guishan Dist., Taoyuan City, Taiwan (R.O.C.) TEL : 886-3-327-3456 FAX : 886-3-327-0973
<input checked="" type="checkbox"/>	JHUBEI	ADD : No.8, Lane 724, Bo-ai St., Jhubei City, HsinChu County 302, Taiwan, R.O.C. TEL : 886-3-656-9065 FAX : 886-3-656-9085

Test Condition	Test Site No.	Test Engineer	Test Environment	Test Date
RF Conducted	TH01-CB	Lucas Huang	24.6~25.6°C / 59~60%	Aug. 27, 2019 ~ Sep. 02, 2019

## 1.4 Measurement Uncertainty

ISO/IEC 17025 requires that an estimate of the measurement uncertainties associated with the emissions test results be included in the report. The measurement uncertainties given below are based on a 95% confidence level (based on a coverage factor (k=2))

Test Items	Uncertainty	Remark
Conducted Emission	2.4 dB	Confidence levels of 95%
Radio frequency	$5.1 \times 10^{-10}$	Confidence levels of 95%

## 2 Test Configuration of EUT

### 2.1 Test Channel Mode

Mode	Power Setting
BT-BR(1Mbps)	-
2402MHz	default
2440MHz	default
2480MHz	default
BT-BR-AFH(1Mbps)	-
2422MHz	default
2431MHz	default
2441MHz	default
BT-EDR(3Mbps)	-
2402MHz	default
2440MHz	default
2480MHz	default
BT-EDR-AFH(3Mbps)	-
2441MHz	default
2451MHz	default
2460MHz	default

## 2.2 The Worst Case Measurement Configuration

<b>Tests Item</b>	Frequency Error, Occupied Bandwidth, Spread Bandwidth, Spread Factor, Antenna Power, Antenna Power Error, Transmitter Spurious Emissions, Receiver Spurious Emissions, Identification Code, Hopping Frequency Dwell Time
<b>Test Condition</b>	Conducted measurement at transmit chains.

## 2.3 EUT Operation during Test

During the test, "Telnet" under WIN 7 was executed the test program to control the EUT continuously transmit/receive RF signal.

## 2.4 Accessories

Accessories				
Equipment Name	Brand Name	Model Name	Type	Rating
Adapter 1	PI	AD2088320	010-5LF	Input: 100-240V~50/60Hz, 0.8A Output: 19V, 1.75A
Equipment Name	Brand Name	Model Name	Country code	Rating
Adapter 2	DELTA	ADP-33AW B	L	INPUT: 100-240V~1A, 50-60Hz OUTPUT: 19V, 1.75A
Equipment Name	Brand Name	Model Name		Remark
RJ-45 cable	NIEN-YI	NYT976		Non-Shielding:1.5m

## 2.5 Support Equipment

Support Equipment				
No.	Equipment	Brand Name	Model Name	FCC ID
A	Notebook	DELL	E4300	N/A

### 3 Test Result

#### 3.1 Frequency Error

##### 3.1.1 Frequency Error Limit

Frequency Error Limit
$\leq \pm 50$ ppm

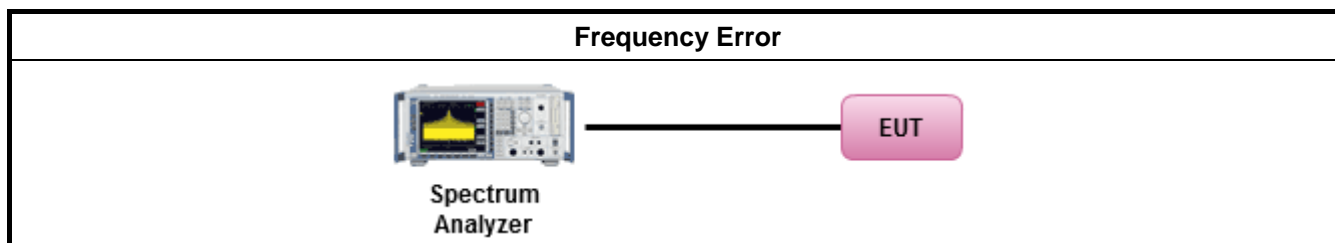
##### 3.1.2 Measuring Instruments

Refer a test equipment and calibration data table in this test report.

##### 3.1.3 Test Procedures

Test Method	
Measuring Equipment Conditions	MIC Notice No.88 Appendix No.43, clause 3.2
Conditions of Equipment under Test	MIC Notice No.88 Appendix No.43, clause 3.3
Measuring Operation Procedures	MIC Notice No.88 Appendix No.43, clause 3.4
Presentation of Results	MIC Notice No.88 Appendix No.43, clause 3.5
Other Conditions	MIC Notice No.88 Appendix No.43, clause 3.6

##### 3.1.4 Test Setup



##### 3.1.5 Test Result of Frequency Error

Refer as Appendix A

## 3.2 Occupied Bandwidth, Spread Bandwidth and Spread Factor

### 3.2.1 Occupied Bandwidth, Spread Bandwidth and Spread Factor Limit

Occupied Bandwidth Limit	
FHSS	83.5 MHz
FHSS + DSSS	83.5 MHz
FHSS + OFDM	83.5 MHz
OFDM	38 MHz
Other	26 MHz

Spread Bandwidth and Spread Factor Limit	
Spread Bandwidth	≥500kHz
Spread Factor	≥5

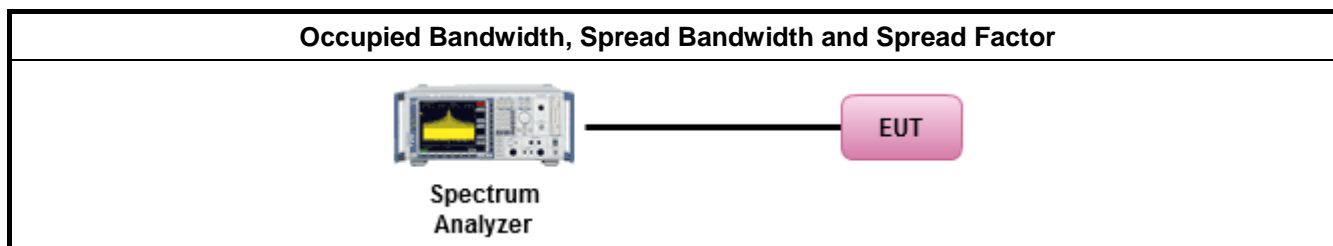
### 3.2.2 Measuring Instruments

Refer a test equipment and calibration data table in this test report.

### 3.2.3 Test Procedures

Test Method	
Measuring Equipment Conditions	MIC Notice No.88 Appendix No.43, clause 4.2
Conditions of Equipment under Test	MIC Notice No.88 Appendix No.43, clause 4.3
Measuring Operation Procedures	MIC Notice No.88 Appendix No.43, clause 4.4
Presentation of Results	MIC Notice No.88 Appendix No.43, clause 4.5
Other Conditions	MIC Notice No.88 Appendix No.43, clause 4.6

### 3.2.4 Test Setup



### 3.2.5 Test Result of Occupied Bandwidth / Spread Bandwidth / Spread Factor

Refer as Appendix B

### 3.3 Antenna Power, Antenna Power Error

#### 3.3.1 Antenna Power and Antenna Power Error Limit

Antenna Power Limit (mW/MHz)
$\leq 3\text{mW/MHz}$ (FHSS, FHSS+DSSS, FHSS+OFDM form 2427~2470.75 MHz) $\leq 10\text{mW/MHz}$ (DSSS from 2400~2483.5MHz) $\leq 10\text{mW/MHz}$ (OFDM from 2400~2483.5MHz) – [OBW $\leq$ 26MHz] $\leq 5\text{mW/MHz}$ (OFDM from 2400~2483.5MHz) – [26MHz<OBW $\leq$ 38MHz] $\leq 10\text{mW}$ (Other from 2400~2483.5MHz)

Antenna Power Error Limit (%)
+20% ~ -80%


#### 3.3.2 Measuring Instruments

Refer a test equipment and calibration data table in this test report.

#### 3.3.3 Test Procedures

Test Method	
Measuring Equipment Conditions	MIC Notice No.88 Appendix No.43, clause 6.2
Conditions of Equipment under Test	MIC Notice No.88 Appendix No.43, clause 6.3
Measuring Operation Procedures	MIC Notice No.88 Appendix No.43, clause 6.4
Presentation of Results	MIC Notice No.88 Appendix No.43, clause 6.5
Other Conditions	MIC Notice No.88 Appendix No.43, clause 6.6

#### 3.3.4 Test Setup



#### 3.3.5 Test Result of Antenna Power and Antenna Power Error

Refer as Appendix C

### 3.4 Transmitter Spurious Emissions

#### 3.4.1 Transmitter Spurious Emissions Limit

Transmitter Spurious Emissions		Limit	
Range (MHz)		uW/MHz	dBm/MHz
30	2387	2.5	-26
2387	2400	25	-16
2483.5	2496.5	25	-16
2496.5	12500	2.5	-26

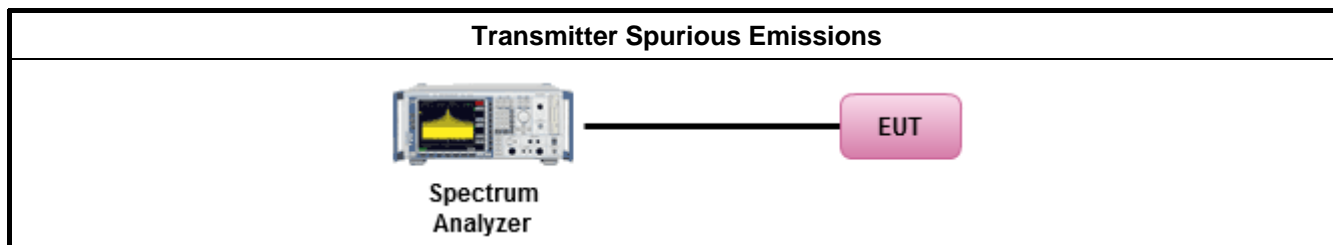
#### 3.4.2 Measuring Instruments

Refer a test equipment and calibration data table in this test report.

#### 3.4.3 Test Procedures

Test Method	
Measuring Equipment Conditions	MIC Notice No.88 Appendix No.1, clause 1.3
Conditions of Equipment under Test	MIC Notice No.88 Appendix No.1, clause 1.4
Measuring Operation Procedures	MIC Notice No.88 Appendix No.1, clause 1.5
Presentation of Results	MIC Notice No.88 Appendix No.1, clause 1.6

#### 3.4.4 Test Setup



#### 3.4.5 Test Result of Transmitter Spurious Emissions

Refer as Appendix D



### 3.5 Receiver Spurious Emissions

#### 3.5.1 Receiver Spurious Emissions Limit

RX Spurious Emission		Limit			
Range (MHz)		nW		dBm	
30	1000	4	4	-54	-54
1000	12500	20	20	-47	-47

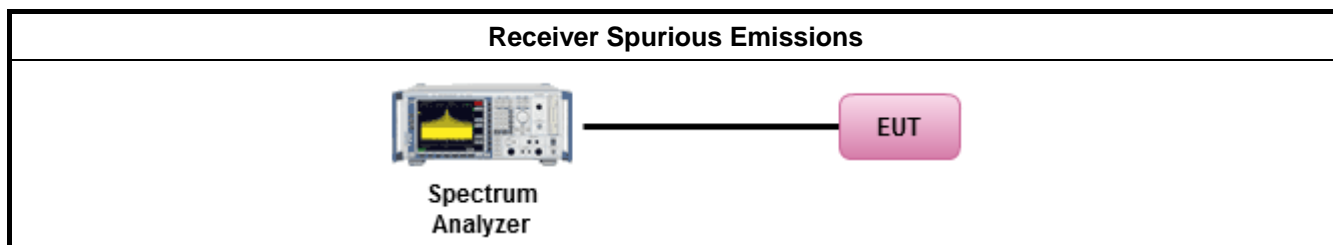
#### 3.5.2 Measuring Instruments

Refer a test equipment and calibration data table in this test report.

#### 3.5.3 Test Procedures

Test Method	
Measuring Equipment Conditions	MIC Notice No.88 Appendix No.43, clause 7.2
Conditions of Equipment under Test	MIC Notice No.88 Appendix No.43, clause 7.3
Measuring Operation Procedures	MIC Notice No.88 Appendix No.43, clause 7.4
Presentation of Results	MIC Notice No.88 Appendix No.43, clause 7.5
Other Conditions	MIC Notice No.88 Appendix No.43, clause 7.6

#### 3.5.4 Test Setup



#### 3.5.5 Test Result of Receiver Spurious Emissions

Refer as Appendix E

## 3.6 Identification Code

### 3.6.1 Identification Code Limit

Identification Code Limit
≤ 48 bits

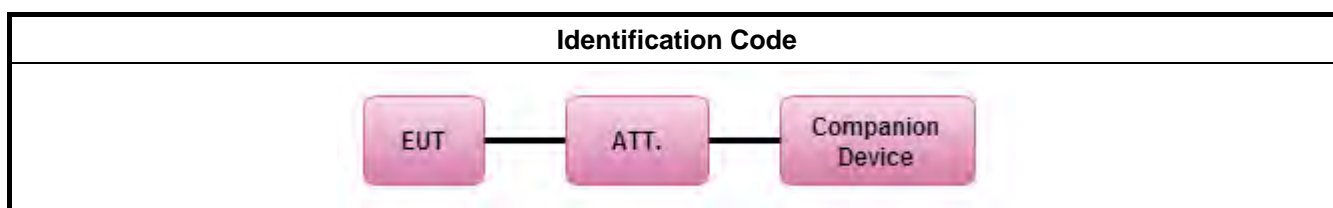
### 3.6.2 Measuring Instruments

Refer a test equipment and calibration data table in this test report.

### 3.6.3 Test Procedures

Test Method	
Measuring Equipment Conditions	MIC Notice No.88 Appendix No.43, clause 12.2
Conditions of Equipment under Test	MIC Notice No.88 Appendix No.43, clause 12.3
Measuring Operation Procedures	MIC Notice No.88 Appendix No.43, clause 12.4
Presentation of Results	MIC Notice No.88 Appendix No.43, clause 12.5
Other Conditions	MIC Notice No.88 Appendix No.43, clause 12.6

### 3.6.4 Test Setup



### 3.6.5 Test Result of Identification Code

Refer as Appendix F

### 3.7 Hopping Frequency Dwell Time

#### 3.7.1 Hopping Frequency Dwell Time Limit

Hopping Frequency Dwell Time Limit	
<input checked="" type="checkbox"/>	2400-2483.5 MHz Band: Dwell time $\leq 0.4$ second within $0.4 \times N$
N: Number of Hopping Frequencies	

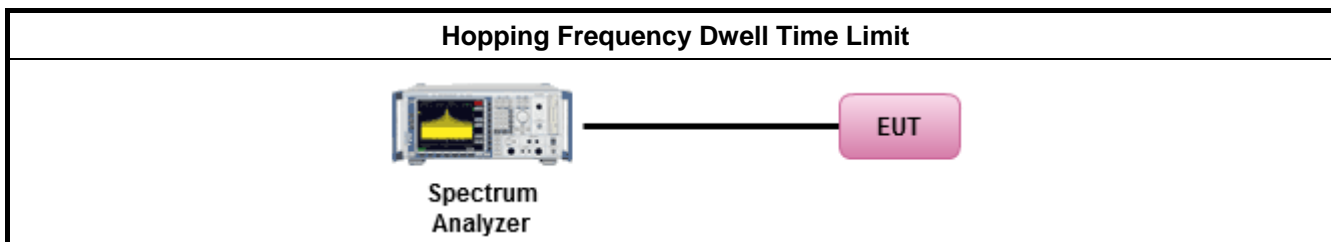
#### 3.7.2 Measuring Instruments

Refer a test equipment and calibration data table in this test report.

#### 3.7.3 Test Procedures

Test Method	
Measuring Equipment Conditions	MIC Notice No.88 Appendix No.43, clause 13.2
Conditions of Equipment under Test	MIC Notice No.88 Appendix No.43, clause 13.3
Measuring Operation Procedures	MIC Notice No.88 Appendix No.43, clause 13.4
Presentation of Results	MIC Notice No.88 Appendix No.43, clause 13.5
Other Conditions	MIC Notice No.88 Appendix No.43, clause 13.6

#### 3.7.4 Test Setup



#### 3.7.5 Test Result of Hopping Frequency Dwell Time Limit

Refer as Appendix G



### **3.8 EUT Construction Protection**

#### **3.8.1 EUT Construction Protection Limit**

<b>EUT Construction Protection Limit</b>	
The high-frequency section and modulation section of the radio equipment except for the antenna system shall not be capable of being opened easily.	

#### **3.8.2 EUT Construction Protection**

<b>EUT Construction Protection</b>	
<b>Protected Method</b>	<b>Description</b>
Shielding Case	RF and Modulation components are covered with shielding case and this shielding case is soldered

### 3.8.3 Reference Documents

Photo



## 4 Test Equipment and Calibration Data

Instrument	Manufacturer	Model No.	Serial No.	Characteristics	Calibration Date	Calibration Due Date	Calibration Method	Calibration Agent Name	Remark
Spectrum analyzer	R&S	FSV40	100979	9kHz~40GHz	Feb. 25, 2019	Feb. 24, 2020	c)	C	Conducted (TH01-CB)
RF Cable-high	Woken	RG402	High Cable-06	1 GHz ~ 26.5 GHz	Oct. 08, 2018	Oct. 07, 2019	c)	B	Conducted (TH01-CB)
RF Cable-high	Woken	RG402	High Cable-07	1 GHz ~ 26.5 GHz	Oct. 08, 2018	Oct. 07, 2019	c)	B	Conducted (TH01-CB)
RF Cable-high	Woken	RG402	High Cable-08	1 GHz ~ 26.5 GHz	Oct. 08, 2018	Oct. 07, 2019	c)	B	Conducted (TH01-CB)
RF Cable-high	Woken	RG402	High Cable-09	1 GHz ~ 26.5 GHz	Oct. 08, 2018	Oct. 07, 2019	c)	B	Conducted (TH01-CB)
RF Cable-high	Woken	RG402	High Cable-10	1 GHz ~ 26.5 GHz	Oct. 08, 2018	Oct. 07, 2019	c)	B	Conducted (TH01-CB)
RF Cable-high	Woken	RG402	High Cable-28	1 GHz ~ 26.5 GHz	Nov. 19, 2018	Nov. 18, 2019	c)	B	Conducted (TH01-CB)
Power Sensor	Agilent	E9327A	US40442088	50MHz~18GHz	Jan. 15, 2019	Jan. 14, 2020	c)	A	Conducted (TH01-CB)
Power Meter	Agilent	E4416A	GB41291199	50MHz~18GHz	Jan. 15, 2019	Jan. 14, 2020	c)	A	Conducted (TH01-CB)
Digital Multimeters	Fluke	15B+	42390498WS	N/A	Oct. 18, 2018	Oct. 17, 2019	c)	A	Conducted (TH01-CB)

### Note:

- Calibration Interval of instruments listed above is one year.
- N.C.R. means Non-Calibration required.
- Calibration Agent Name: Describe calibration agent name with its country name, and symbols in "Calibration Agent Name" shows the agent names as follows,
  - Electronics Testing Center, Taiwan.
  - Sporton International Inc., Taiwan.
  - ROHDE&SCHWARZ, Taiwan.
- Calibration Method
  - Calibration conducted by the National Institute of Information and Communications Technology or a designated calibration agency under Article 102-18 paragraph (1)
  - Correction conducted pursuant to the provisions of Article 135 or Article 144 of the Measurement Law (Law No. 51 of 1992)
  - Calibration conducted in foreign countries, which shall be equivalent to the calibration conducted by the NICT or a designated calibration agency under Article 102-18 paragraph (1)
  - Calibration conducted by using other equipment that listed above from a) to c)



**Summary**

Mode	Result	Ch (Hz)	Center (Hz)	ppm	Limit (ppm)	Port	Remark
2.4-2.4835GHz	-	-	-	-	-	-	-
BT-BR(1Mbps)	Pass	2.402G	2.40200103G	0.429	±50	1	-
BT-BR-AFH(1Mbps)	Pass	2.422G	2.42200094G	0.387	±50	1	-
BT-EDR(3Mbps)	Pass	2.402G	2.40200113G	0.468	±50	1	-
BT-EDR-AFH(3Mbps)	Pass	2.451G	2.45100084G	0.344	±50	1	-



## Result

Mode	Result	Ch (Hz)	Center (Hz)	ppm	Limit (ppm)	Port	Remark
BT-BR(1Mbps)	-	-	-	-	-	-	-
2402MHz_TnomVnom	Pass	2.402G	2.40200103G	0.429	±50	1	-
2440MHz_TnomVnom	Pass	2.44G	2.44000084G	0.346	±50	1	-
2480MHz_TnomVnom	Pass	2.48G	2.48000084G	0.34	±50	1	-
BT-BR-AFH(1Mbps)	-	-	-	-	-	-	-
2422MHz_TnomVnom	Pass	2.422G	2.42200094G	0.387	±50	1	-
2431MHz_TnomVnom	Pass	2.431G	2.43100084G	0.347	±50	1	-
2441MHz_TnomVnom	Pass	2.441G	2.44100075G	0.307	±50	1	-
BT-EDR(3Mbps)	-	-	-	-	-	-	-
2402MHz_TnomVnom	Pass	2.402G	2.40200113G	0.468	±50	1	-
2440MHz_TnomVnom	Pass	2.44G	2.44000075G	0.307	±50	1	-
2480MHz_TnomVnom	Pass	2.48G	2.48000084G	0.34	±50	1	-
BT-EDR-AFH(3Mbps)	-	-	-	-	-	-	-
2441MHz_TnomVnom	Pass	2.441G	2.44100075G	0.307	±50	1	-
2451MHz_TnomVnom	Pass	2.451G	2.45100084G	0.344	±50	1	-
2460MHz_TnomVnom	Pass	2.46G	2.46000075G	0.305	±50	1	-



### Summary

Mode	Max-OBW (Hz)	ITU-Code	Min-OBW (Hz)
2.4-2.4835GHz	-	-	-
BT-BR(1Mbps)	77.7M	77M7F1D	77.7M
BT-BR-AFH(1Mbps)	20.8M	20M8F1D	20.8M
BT-EDR(3Mbps)	78.761M	78M8G1D	78.761M
BT-EDR-AFH(3Mbps)	20.79M	20M8G1D	20.79M

**Max-OBW** = Maximum 99% occupied bandwidth; **Min-OBW** = Minimum 99% occupied bandwidth;

## Result

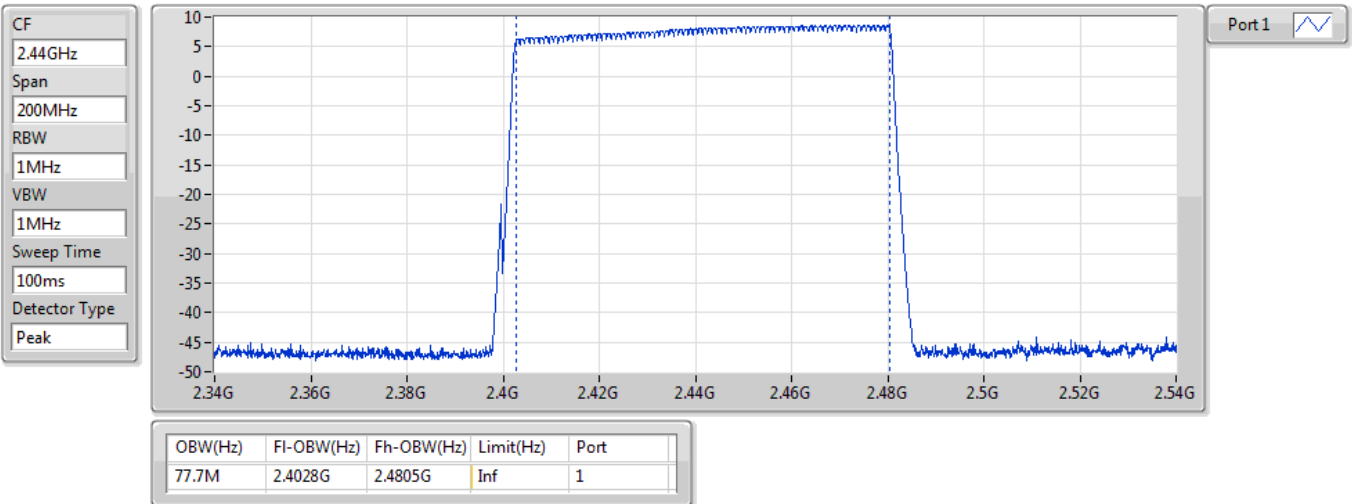
Mode	Result	Limit (Hz)	P1-OBW (Hz)
BT-BR(1Mbps)	-	-	-
2440MHz_TnomVnom	Pass	Inf	77.7M
BT-BR-AFH(1Mbps)	-	-	-
2431MHz_TnomVnom	Pass	Inf	20.8M
BT-EDR(3Mbps)	-	-	-
2440MHz_TnomVnom	Pass	Inf	78.761M
BT-EDR-AFH(3Mbps)	-	-	-
2451MHz_TnomVnom	Pass	Inf	20.79M

**P1-OBW** = Port 1 99% occupied bandwidth; **P2-OBW** = Port 2 99% occupied bandwidth; **Pn-OBW** = Port n 99% occupied bandwidth

## BT-BR(1Mbps)

OBW

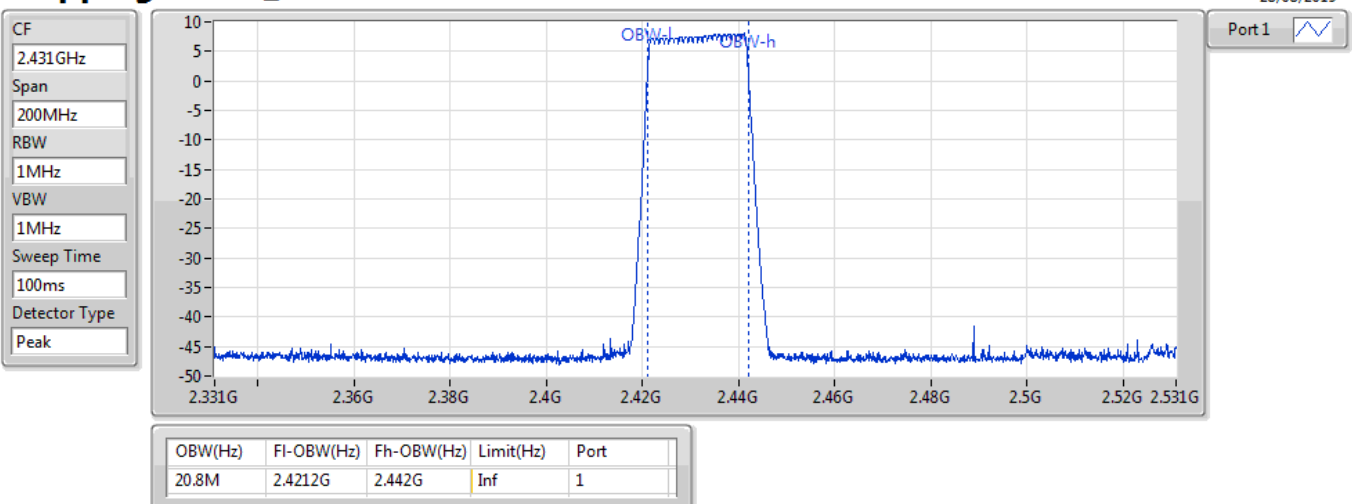
### Hopping Mode\_TnomVnom



## BT-BR-AFH(1Mbps)

OBW

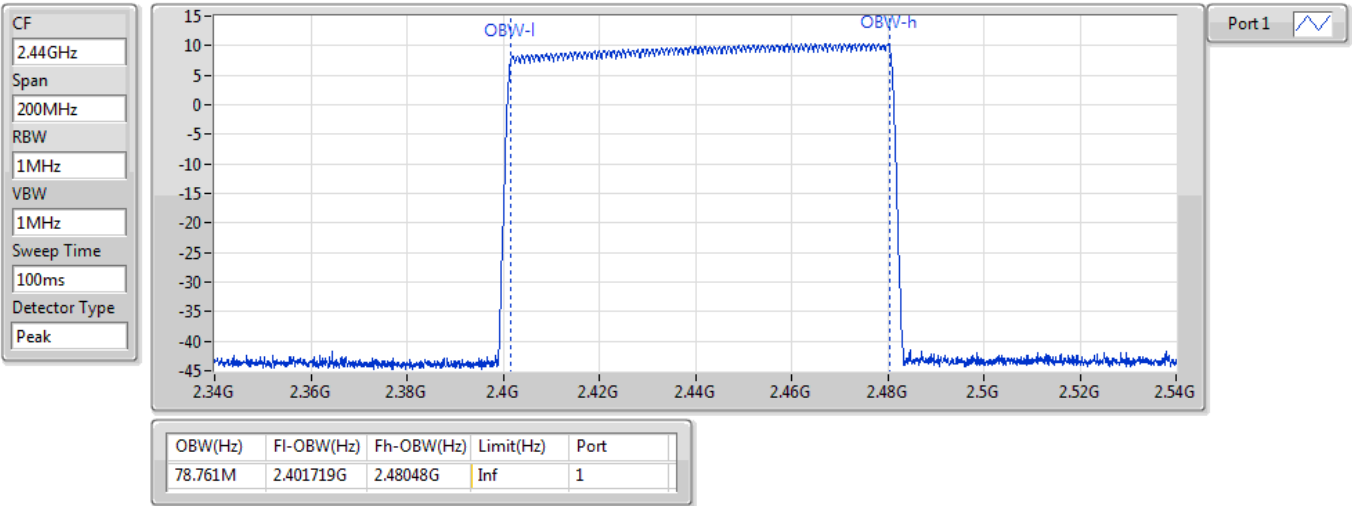
### Hopping Mode\_TnomVnom



## BT-EDR(3Mbps)

OBW

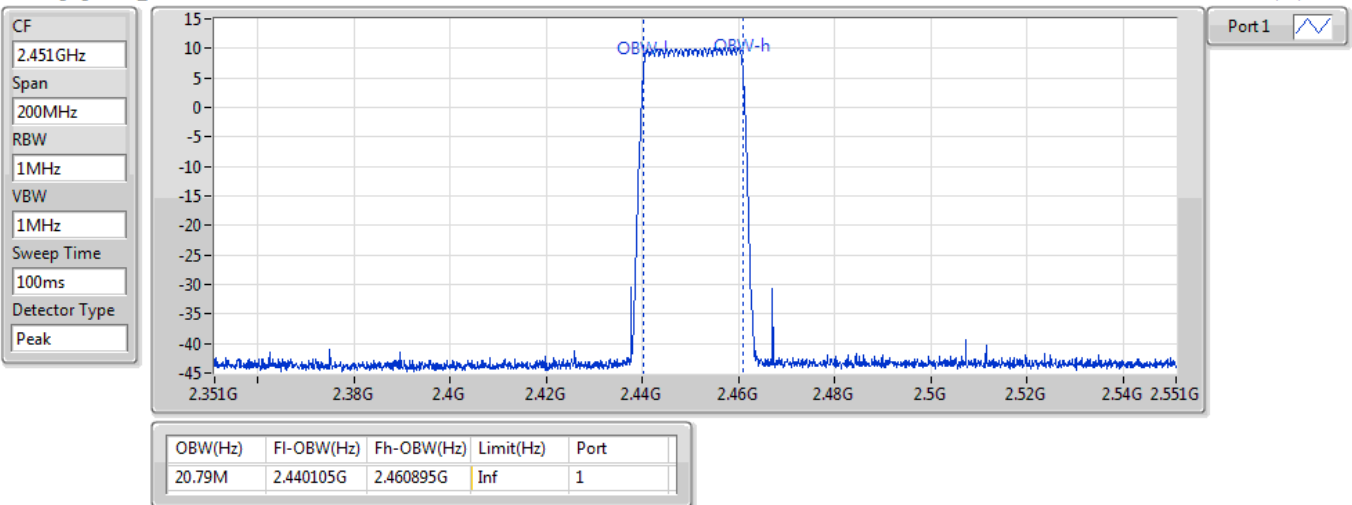
### Hopping Mode\_TnomVnom



## BT-EDR-AFH(3Mbps)

OBW

### Hopping Mode\_TnomVnom



### Summary

Mode	Max-SBW (Hz)	Min-SBW (Hz)	Max-SF	Min-SF
2.4-2.4835GHz	-	-	-	-
BT-BR(1Mbps)	70.6M	70.6M	70.6	70.6
BT-BR-AFH(1Mbps)	18.6M	18.6M	18.6	18.6
BT-EDR(3Mbps)	70.865M	70.865M	70.865	70.865
BT-EDR-AFH(3Mbps)	18.691M	18.691M	18.691	18.691

**Max-SBW** = Maximum spreading bandwidth; **Min-SBW** = Minimum spreading bandwidth;  
**Max-SF** = Maximum spreading factor; **Min-SF** = Minimum spreading factor;

### Result

Mode	Result	SBW Limit (Hz)	Symbol Rate (Msps)	SF Limit	P1-SBW (Hz)	P1-SF
BT-BR(1Mbps)	-	-	-	-	-	-
2440MHz_TnomVnom	Pass	Inf	1M	5	70.6M	70.6
BT-BR-AFH(1Mbps)	-	-	-	-	-	-
2431MHz_TnomVnom	Pass	Inf	1M	5	18.6M	18.6
BT-EDR(3Mbps)	-	-	-	-	-	-
2440MHz_TnomVnom	Pass	Inf	1M	5	70.865M	70.865
BT-EDR-AFH(3Mbps)	-	-	-	-	-	-
2451MHz_TnomVnom	Pass	Inf	1M	5	18.691M	18.691

**P1-SBW** = Port 1 spreading bandwidth; **P2-SBW** = Port 2 spreading bandwidth; **Pn-SBW** = Port n spreading bandwidth;  
**P1-SF** = Port 1 spreading factor; **P2-SF** = Port 2 spreading factor; **Pn-SF** = Port n spreading factor;

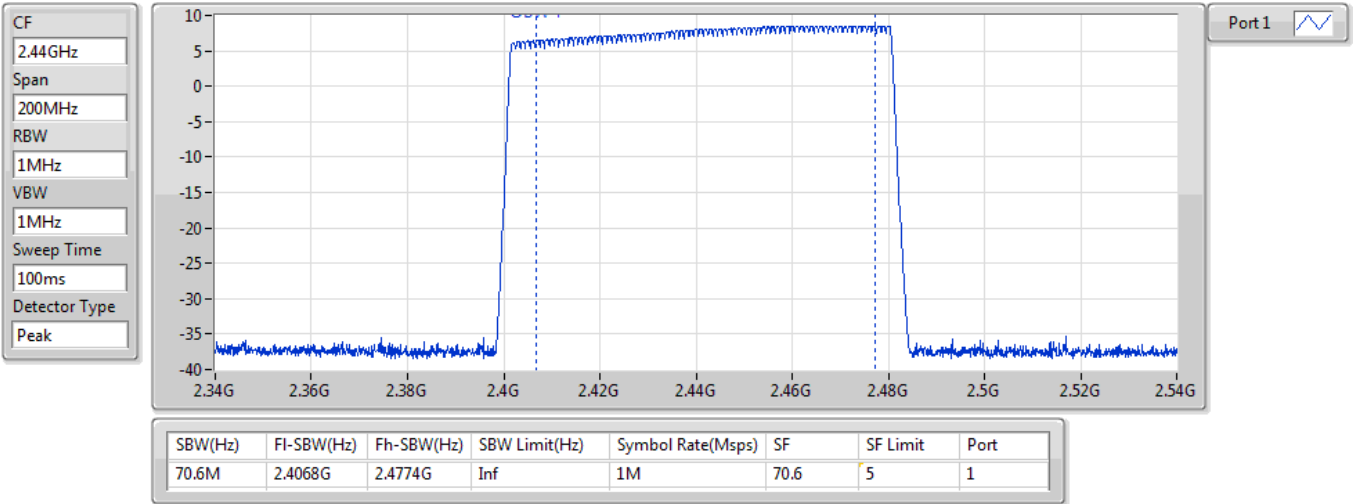


## BT-BR(1Mbps)

SBW

### Hopping Mode\_TnomVnom

28/08/2019

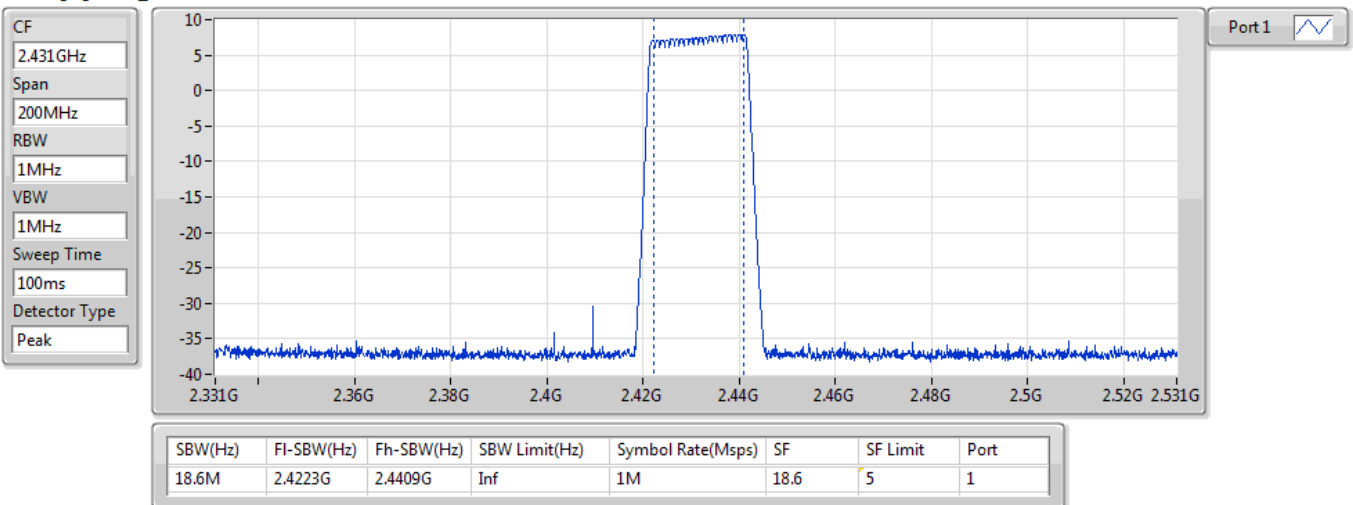


## BT-BR-AFH(1Mbps)

SBW

### Hopping Mode\_TnomVnom

28/08/2019

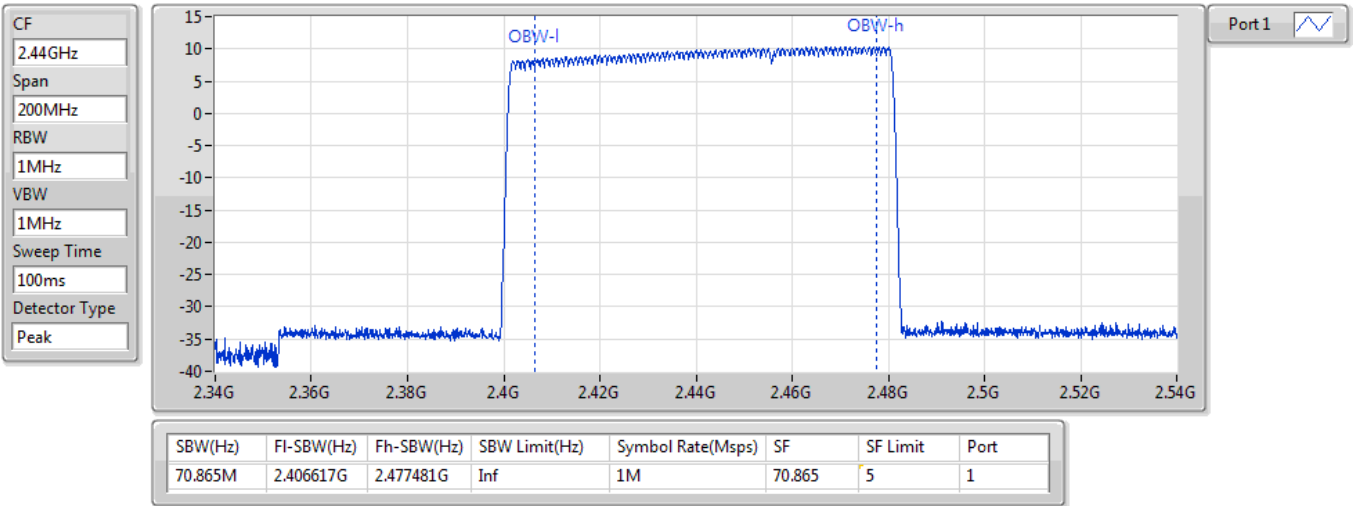


## BT-EDR(3Mbps)

SBW

### Hopping Mode\_TnomVnom

28/08/2019

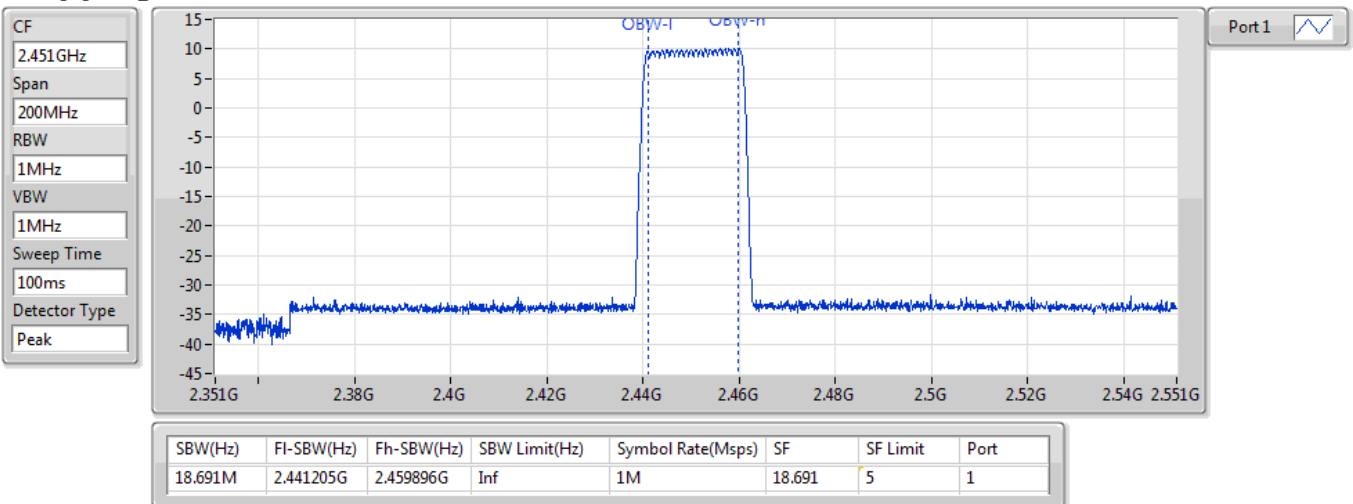


## BT-EDR-AFH(3Mbps)

SBW

### Hopping Mode\_TnomVnom

28/08/2019





**Summary**

Mode	Antenna Power (dBm/MHz)	Antenna Power (mW/MHz)	EIRP Antenna Power (dBm/MHz)	EIRP Antenna Power (mW/MHz)
2.4-2.4835GHz	-	-	-	-
BT-BR(1Mbps)	-12.01	0.06295	-14.94	0.03206
BT-BR-AFH(1Mbps)	-5.69	0.26977	-8.62	0.13740
BT-EDR(3Mbps)	-11.21	0.07568	-14.14	0.03855
BT-EDR-AFH(3Mbps)	-4.54	0.35156	-7.47	0.17906

**Result**

Mode	Result	Gain (dBi)	Antenna Power (dBm/MHz)	Antenna Power (mW/MHz)	Antenna Power Lim. (mW/MHz)	EIRP Antenna Power (dBm/MHz)	EIRP Antenna Power (mW/MHz)	EIRP Antenna Power Lim. (mW/MHz)	P1 (dBm/MHz)
BT-BR(1Mbps)	-	-	-	-	-	-	-	-	-
2440MHz_TnomVnom	Pass	-2.93	-12.01	0.06295	3	-14.94	0.03206	4.91	-12.01
BT-BR-AFH(1Mbps)	-	-	-	-	-	-	-	-	-
2431MHz_TnomVnom	Pass	-2.93	-5.69	0.26977	3	-8.62	0.13740	4.91	-5.69
BT-EDR(3Mbps)	-	-	-	-	-	-	-	-	-
2440MHz_TnomVnom	Pass	-2.93	-11.21	0.07568	3	-14.14	0.03855	4.91	-11.21
BT-EDR-AFH(3Mbps)	-	-	-	-	-	-	-	-	-
2451MHz_TnomVnom	Pass	-2.93	-4.54	0.35156	3	-7.47	0.17906	4.91	-4.54

**P1** = Port 1 Antenna Power; **P2** = Port 2 Antenna Power; **Pn** = Port n Antenna Power; **Antenna Power** = Sum by **P1-Pn**

**Summary**

Mode	Result	Power (dBm/MHz)	Power (mW/MHz)	Declare (mW/MHz)	Tolerance (%)	Limit+ (%)	Limit- (%)
2.4-2.4835GHz	-	-	-	-	-	-	-
BT-BR(1Mbps)	Pass	-12.01	0.06295	0.07568	-16.82	20	-80
BT-BR-AFH(1Mbps)	Pass	-5.69	0.26977	0.35156	-23.26	20	-80
BT-EDR(3Mbps)	Pass	-11.21	0.07568	0.07568	0.00	20	-80
BT-EDR-AFH(3Mbps)	Pass	-4.54	0.35156	0.35156	0.00	20	-80

**Result**

Mode	Result	Power (dBm/MHz)	Power (mW/MHz)	Declare (mW/MHz)	Tolerance (%)	Limit+ (%)	Limit- (%)
BT-BR(1Mbps)	-	-	-	-	-	-	-
2440MHz_TnomVnom	Pass	-12.01	0.06295	0.07568	-16.82	20	-80
BT-BR-AFH(1Mbps)	-	-	-	-	-	-	-
2431MHz_TnomVnom	Pass	-5.69	0.26977	0.35156	-23.26	20	-80
BT-EDR(3Mbps)	-	-	-	-	-	-	-
2440MHz_TnomVnom	Pass	-11.21	0.07568	0.07568	0.00	20	-80
BT-EDR-AFH(3Mbps)	-	-	-	-	-	-	-
2451MHz_TnomVnom	Pass	-4.54	0.35156	0.35156	0.00	20	-80

**Summary**

Mode	Result	F-Start (Hz)	F-Stop (Hz)	RBW (Hz)	Detector	Freq (Hz)	Psum (dBm)	Psum (uW/MHz)	Limit (dBm)	Limit (uW/MHz)	Margin (dB)
2.4-2.4835GHz	-	-	-	-	-	-	-	-	-	-	-
BT-BR(1Mbps)	Pass	2.4965G	12.5G	1M	RMS	6.84677G	-46.89	0.02046	-26.02	2.5	-20.87
BT-BR-AFH(1Mbps)	Pass	2.4965G	12.5G	1M	RMS	6.79175G	-46.81	0.02084	-26.02	2.5	-20.79
BT-EDR(3Mbps)	Pass	2.4965G	12.5G	1M	RMS	6.84552G	-46.97	0.02009	-26.02	2.5	-20.95
BT-EDR-AFH(3Mbps)	Pass	2.4965G	12.5G	1M	RMS	6.96056G	-46.77	0.02104	-26.02	2.5	-20.75

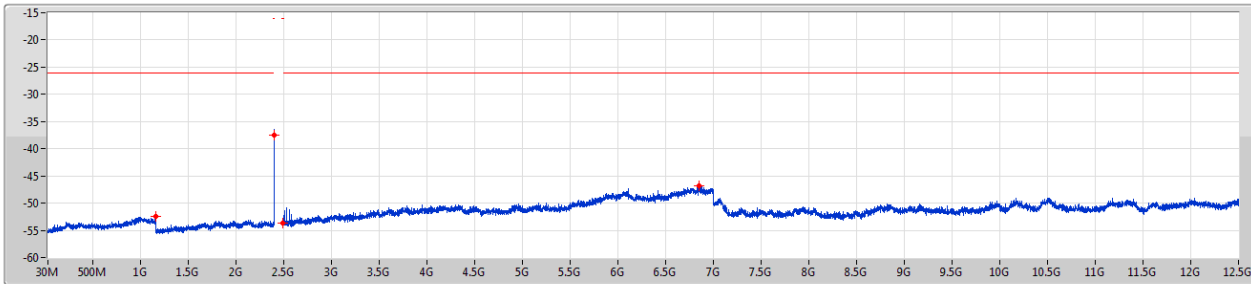
**Result**

Mode	Result	F-Start (Hz)	F-Stop (Hz)	RBW (Hz)	Detector	Freq (Hz)	Psum (dBm)	Psum (uW/MHz)	Limit (dBm)	Limit (uW/MHz)	Margin (dB)
BT-BR(1Mbps)	-	-	-	-	-	-	-	-	-	-	-
2402MHz_TnomVnom	Pass	30M	2.387G	1M	RMS	1.15665G	-52.52	0.0056	-26.02	2.5	-26.50
2402MHz_TnomVnom	Pass	2.387G	2.4G	1M	RMS	2.39997G	-37.50	0.17783	-16.02	25	-21.48
2402MHz_TnomVnom	Pass	2.4835G	2.4965G	1M	RMS	2.49174G	-53.66	0.00431	-16.02	25	-37.64
2402MHz_TnomVnom	Pass	2.4965G	12.5G	1M	RMS	6.84677G	-46.89	0.02046	-26.02	2.5	-20.87
2440MHz_TnomVnom	Pass	30M	2.387G	1M	RMS	1.04822G	-52.50	0.00562	-26.02	2.5	-26.48
2440MHz_TnomVnom	Pass	2.387G	2.4G	1M	RMS	2.38788G	-53.67	0.0043	-16.02	25	-37.65
2440MHz_TnomVnom	Pass	2.4835G	2.4965G	1M	RMS	2.49198G	-53.09	0.00491	-16.02	25	-37.07
2440MHz_TnomVnom	Pass	2.4965G	12.5G	1M	RMS	6.76049G	-46.94	0.02023	-26.02	2.5	-20.92
2480MHz_TnomVnom	Pass	30M	2.387G	1M	RMS	2.32454G	-52.36	0.00581	-26.02	2.5	-26.34
2480MHz_TnomVnom	Pass	2.387G	2.4G	1M	RMS	2.39951G	-54.14	0.00385	-16.02	25	-38.12
2480MHz_TnomVnom	Pass	2.4835G	2.4965G	1M	RMS	2.48353G	-52.68	0.0054	-16.02	25	-36.66
2480MHz_TnomVnom	Pass	2.4965G	12.5G	1M	RMS	6.76549G	-46.96	0.02014	-26.02	2.5	-20.94
BT-BR-AFH(1Mbps)	-	-	-	-	-	-	-	-	-	-	-
2422MHz_TnomVnom	Pass	30M	2.387G	1M	RMS	1.03055G	-52.57	0.00553	-26.02	2.5	-26.55
2422MHz_TnomVnom	Pass	2.387G	2.4G	1M	RMS	2.39342G	-53.99	0.00399	-16.02	25	-37.97
2422MHz_TnomVnom	Pass	2.4835G	2.4965G	1M	RMS	2.48514G	-53.65	0.00432	-16.02	25	-37.63
2422MHz_TnomVnom	Pass	2.4965G	12.5G	1M	RMS	6.99557G	-46.94	0.02023	-26.02	2.5	-20.92
2431MHz_TnomVnom	Pass	30M	2.387G	1M	RMS	1.01051G	-52.69	0.00538	-26.02	2.5	-26.67
2431MHz_TnomVnom	Pass	2.387G	2.4G	1M	RMS	2.39852G	-54.07	0.00392	-16.02	25	-38.05
2431MHz_TnomVnom	Pass	2.4835G	2.4965G	1M	RMS	2.48353G	-53.63	0.00434	-16.02	25	-37.61
2431MHz_TnomVnom	Pass	2.4965G	12.5G	1M	RMS	6.7705G	-46.94	0.02023	-26.02	2.5	-20.92
2441MHz_TnomVnom	Pass	30M	2.387G	1M	RMS	1.09654G	-52.42	0.00573	-26.02	2.5	-26.40
2441MHz_TnomVnom	Pass	2.387G	2.4G	1M	RMS	2.389G	-53.77	0.0042	-16.02	25	-37.75
2441MHz_TnomVnom	Pass	2.4835G	2.4965G	1M	RMS	2.49309G	-53.12	0.00488	-16.02	25	-37.10
2441MHz_TnomVnom	Pass	2.4965G	12.5G	1M	RMS	6.79175G	-46.81	0.02084	-26.02	2.5	-20.79
BT-EDR(3Mbps)	-	-	-	-	-	-	-	-	-	-	-
2402MHz_TnomVnom	Pass	30M	2.387G	1M	RMS	992.83M	-52.62	0.00547	-26.02	2.5	-26.60
2402MHz_TnomVnom	Pass	2.387G	2.4G	1M	RMS	2.39997G	-37.52	0.17701	-16.02	25	-21.50
2402MHz_TnomVnom	Pass	2.4835G	2.4965G	1M	RMS	2.48532G	-53.67	0.0043	-16.02	25	-37.65
2402MHz_TnomVnom	Pass	2.4965G	12.5G	1M	RMS	6.85052G	-47.06	0.01968	-26.02	2.5	-21.04
2440MHz_TnomVnom	Pass	30M	2.387G	1M	RMS	1.04822G	-52.47	0.00566	-26.02	2.5	-26.45
2440MHz_TnomVnom	Pass	2.387G	2.4G	1M	RMS	2.38804G	-53.67	0.0043	-16.02	25	-37.65
2440MHz_TnomVnom	Pass	2.4835G	2.4965G	1M	RMS	2.49172G	-53.02	0.00499	-16.02	25	-37.00
2440MHz_TnomVnom	Pass	2.4965G	12.5G	1M	RMS	6.84552G	-46.97	0.02009	-26.02	2.5	-20.95
2480MHz_TnomVnom	Pass	30M	2.387G	1M	RMS	1.02465G	-52.35	0.00582	-26.02	2.5	-26.33
2480MHz_TnomVnom	Pass	2.387G	2.4G	1M	RMS	2.39756G	-54.09	0.0039	-16.02	25	-38.07
2480MHz_TnomVnom	Pass	2.4835G	2.4965G	1M	RMS	2.48373G	-52.68	0.0054	-16.02	25	-36.66
2480MHz_TnomVnom	Pass	2.4965G	12.5G	1M	RMS	6.7755G	-47.02	0.01986	-26.02	2.5	-21.00
BT-EDR-AFH(3Mbps)	-	-	-	-	-	-	-	-	-	-	-
2441MHz_TnomVnom	Pass	30M	2.387G	1M	RMS	1.06237G	-52.38	0.00578	-26.02	2.5	-26.36
2441MHz_TnomVnom	Pass	2.387G	2.4G	1M	RMS	2.38885G	-53.78	0.00419	-16.02	25	-37.76
2441MHz_TnomVnom	Pass	2.4835G	2.4965G	1M	RMS	2.49294G	-53.24	0.00474	-16.02	25	-37.22
2441MHz_TnomVnom	Pass	2.4965G	12.5G	1M	RMS	6.74299G	-46.90	0.02042	-26.02	2.5	-20.88
2451MHz_TnomVnom	Pass	30M	2.387G	1M	RMS	1.08711G	-52.58	0.00552	-26.02	2.5	-26.56
2451MHz_TnomVnom	Pass	2.387G	2.4G	1M	RMS	2.39914G	-53.68	0.00429	-16.02	25	-37.66
2451MHz_TnomVnom	Pass	2.4835G	2.4965G	1M	RMS	2.49439G	-53.70	0.00427	-16.02	25	-37.68
2451MHz_TnomVnom	Pass	2.4965G	12.5G	1M	RMS	6.96056G	-46.77	0.02104	-26.02	2.5	-20.75
2460MHz_TnomVnom	Pass	30M	2.387G	1M	RMS	1.01876G	-52.67	0.00541	-26.02	2.5	-26.65
2460MHz_TnomVnom	Pass	2.387G	2.4G	1M	RMS	2.39719G	-54.11	0.00388	-16.02	25	-38.09
2460MHz_TnomVnom	Pass	2.4835G	2.4965G	1M	RMS	2.49281G	-53.64	0.00433	-16.02	25	-37.62
2460MHz_TnomVnom	Pass	2.4965G	12.5G	1M	RMS	6.86803G	-47.04	0.01977	-26.02	2.5	-21.02

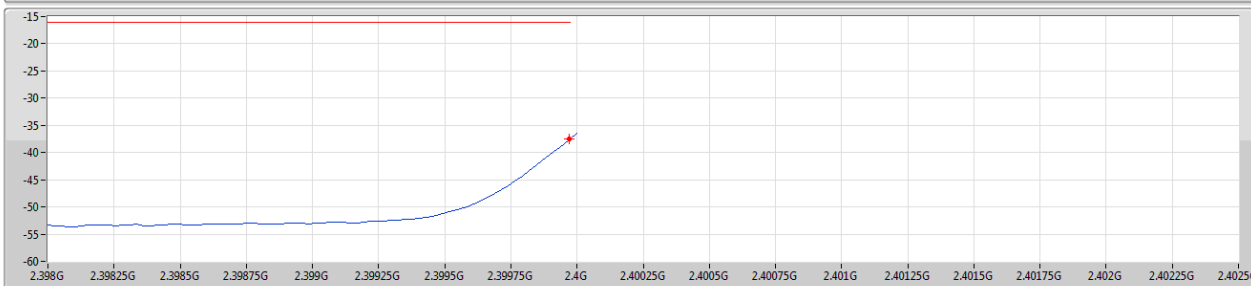
BT-BR(1Mbps)

CSE-TX-FS

2402MHz\_TnomVnom



28/08/2019  
Limit  
Port 1

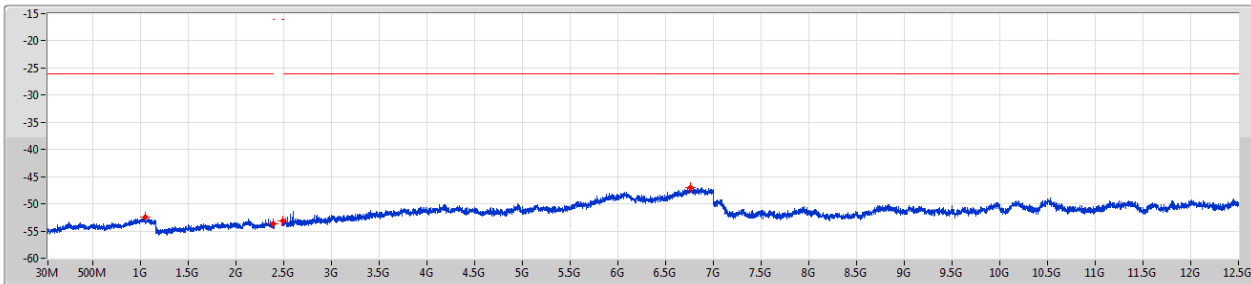


F-Start(Hz)	F-Stop(Hz)	RBW(Hz)	VBW(Hz)	Detector	Freq(Hz)	Psum(dBm)	Limit(dBm)	Margin(dB)	P1(dBm)
30M	2.387G	1M	3M	RMS	1.15665G	-52.52	-26.02	-26.50	-52.52
2.387G	2.4G	1M	3M	RMS	2.39997G	-37.50	-16.02	-21.48	-37.50
2.4835G	2.4965G	1M	3M	RMS	2.49174G	-53.66	-16.02	-37.64	-53.66
2.4965G	12.5G	1M	3M	RMS	6.84677G	-46.89	-26.02	-20.87	-46.89

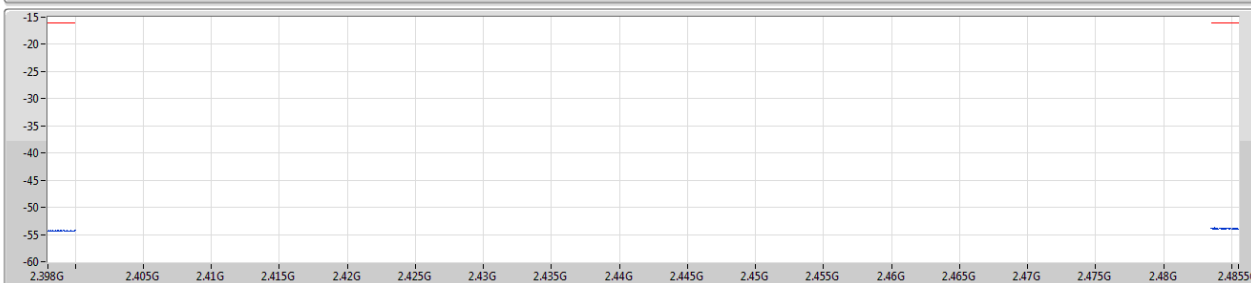
BT-BR(1Mbps)

CSE-TX-FS

2440MHz\_TnomVnom



28/08/2019  
Limit  
Port 1



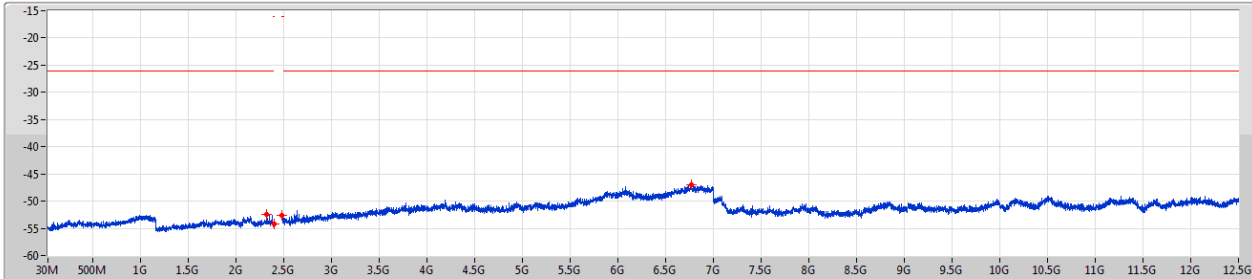
F-Start(Hz)	F-Stop(Hz)	RBW(Hz)	VBW(Hz)	Detector	Freq(Hz)	Psum(dBm)	Limit(dBm)	Margin(dB)	P1(dBm)
30M	2.387G	1M	3M	RMS	1.04822G	-52.50	-26.02	-26.48	-52.50
2.387G	2.4G	1M	3M	RMS	2.38788G	-53.67	-16.02	-37.65	-53.67
2.4835G	2.4965G	1M	3M	RMS	2.49198G	-53.09	-16.02	-37.07	-53.09
2.4965G	12.5G	1M	3M	RMS	6.76049G	-46.94	-26.02	-20.92	-46.94



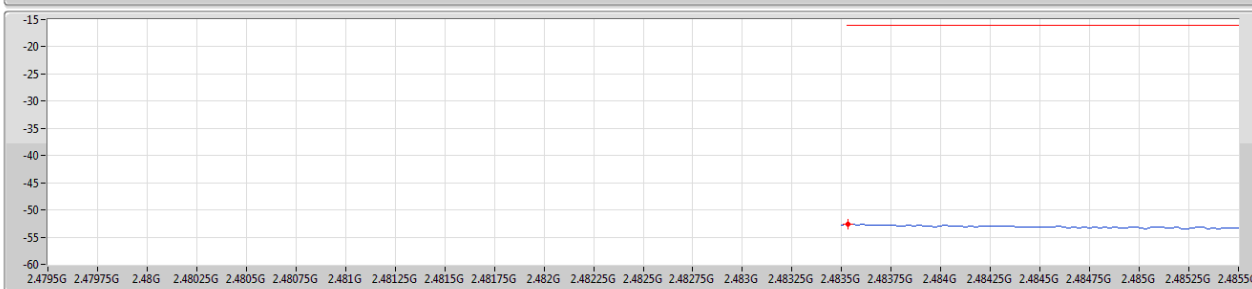
### BT-BR(1Mbps)

CSE-TX-FS

#### 2480MHz\_TnomVnom



28/08/2019  
Limit  
Port1

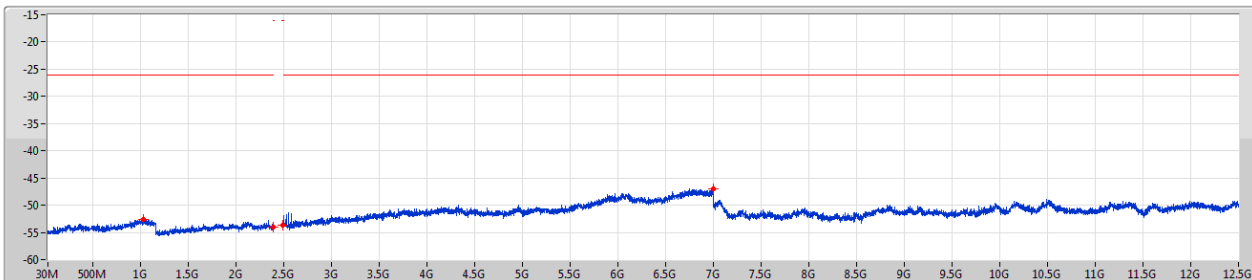


F-Start(Hz)	F-Stop(Hz)	RBW(Hz)	VBW(Hz)	Detector	Freq(Hz)	Psum(dBm)	Limit(dBm)	Margin(dB)	P1(dBm)
30M	2.387G	1M	3M	RMS	2.32454G	-52.36	-26.02	-26.34	-52.36
2.387G	2.4G	1M	3M	RMS	2.39951G	-54.14	-16.02	-38.12	-54.14
2.4835G	2.4965G	1M	3M	RMS	2.48333G	-52.68	-16.02	-36.66	-52.68
2.4965G	12.5G	1M	3M	RMS	6.76549G	-46.96	-26.02	-20.94	-46.96

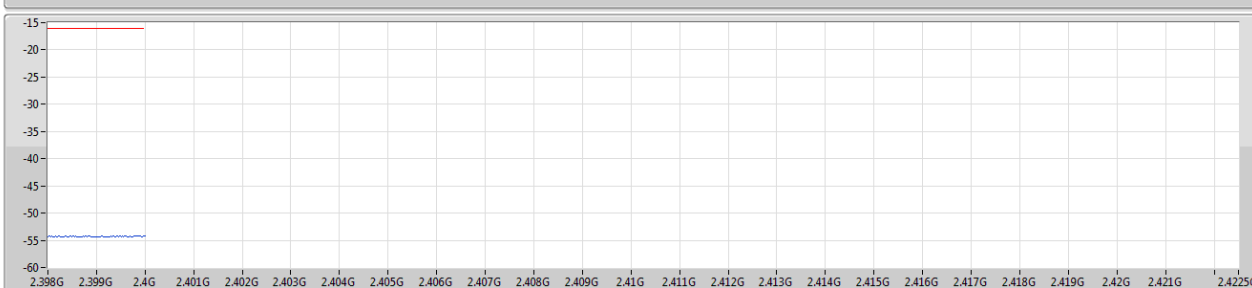
### BT-BR-AFH(1Mbps)

CSE-TX-FS

#### 2422MHz\_TnomVnom



28/08/2019  
Limit  
Port1

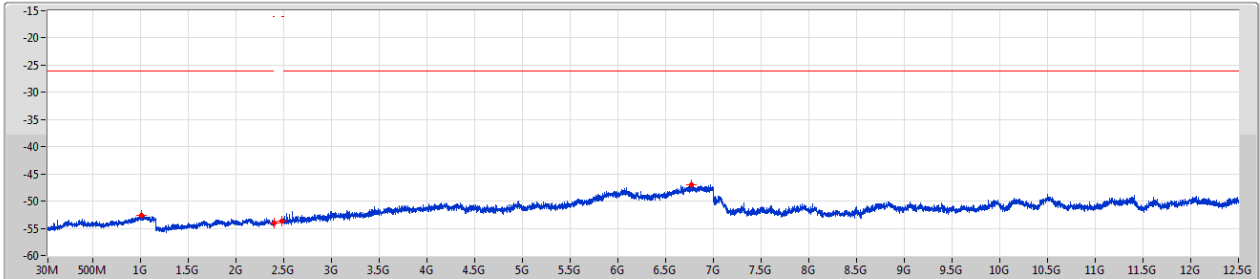


F-Start(Hz)	F-Stop(Hz)	RBW(Hz)	VBW(Hz)	Detector	Freq(Hz)	Psum(dBm)	Limit(dBm)	Margin(dB)	P1(dBm)
30M	2.387G	1M	3M	RMS	1.03055G	-52.57	-26.02	-26.55	-52.57
2.387G	2.4G	1M	3M	RMS	2.39342G	-53.99	-16.02	-37.97	-53.99
2.4835G	2.4965G	1M	3M	RMS	2.48514G	-53.65	-16.02	-37.63	-53.65
2.4965G	12.5G	1M	3M	RMS	6.99557G	-46.94	-26.02	-20.92	-46.94

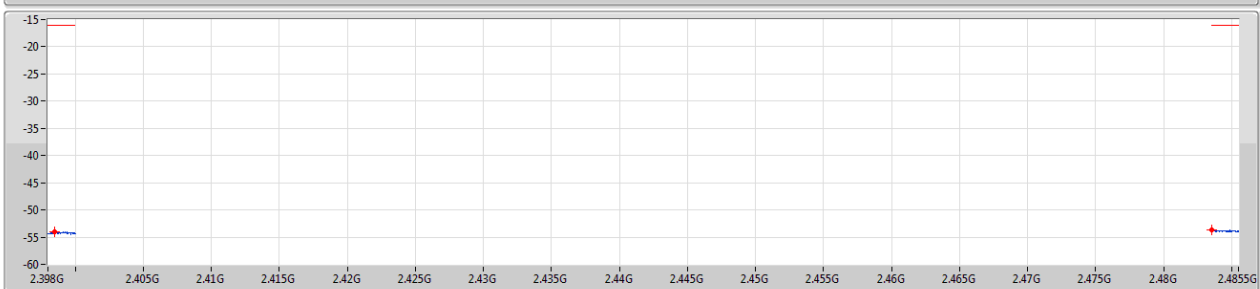
BT-BR-AFH(1Mbps)

CSE-TX-FS

2431MHz\_TnomVnom



28/08/2019  
Limit  
Port1



F-Start(Hz)	F-Stop(Hz)	RBW(Hz)	VBW(Hz)	Detector	Freq(Hz)	Psum(dBm)	Limit(dBm)	Margin(dB)	P1(dBm)
30M	2.387G	1M	3M	RMS	1.01051G	-52.69	-26.02	-26.67	-52.69
2.387G	2.4G	1M	3M	RMS	2.39852G	-54.07	-16.02	-38.05	-54.07
2.4835G	2.4965G	1M	3M	RMS	2.48333G	-53.63	-16.02	-37.61	-53.63
2.4965G	12.5G	1M	3M	RMS	6.7705G	-46.94	-26.02	-20.92	-46.94

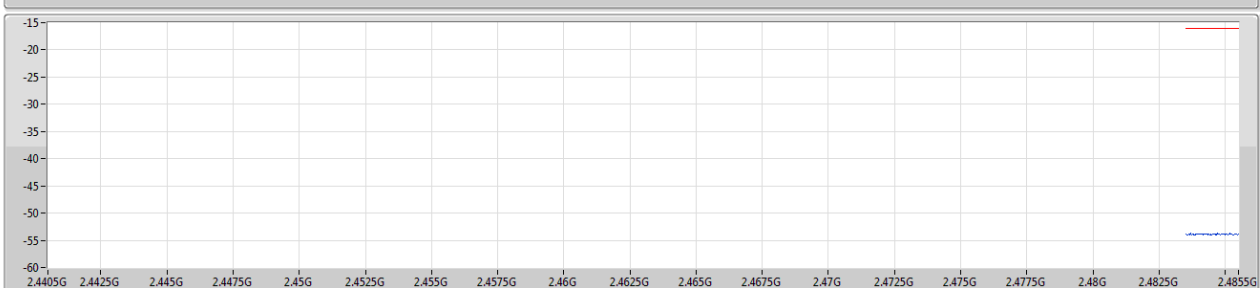
BT-BR-AFH(1Mbps)

CSE-TX-FS

2441MHz\_TnomVnom



28/08/2019  
Limit  
Port1

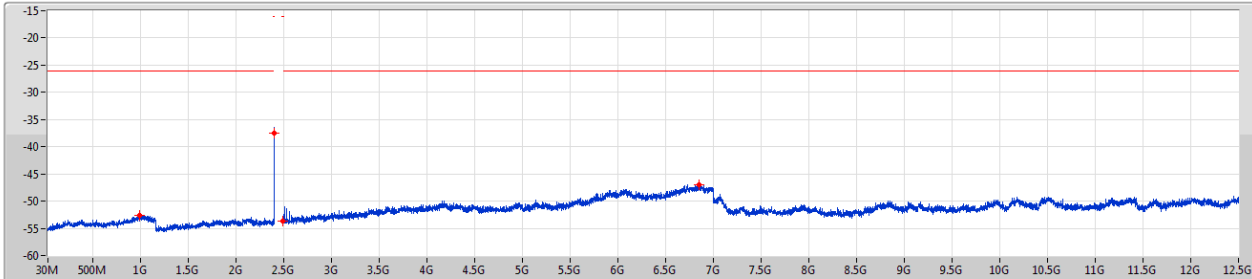


F-Start(Hz)	F-Stop(Hz)	RBW(Hz)	VBW(Hz)	Detector	Freq(Hz)	Psum(dBm)	Limit(dBm)	Margin(dB)	P1(dBm)
30M	2.387G	1M	3M	RMS	1.09654G	-52.42	-26.02	-26.40	-52.42
2.387G	2.4G	1M	3M	RMS	2.389G	-53.77	-16.02	-37.75	-53.77
2.4835G	2.4965G	1M	3M	RMS	2.49309G	-53.12	-16.02	-37.10	-53.12
2.4965G	12.5G	1M	3M	RMS	6.79175G	-46.81	-26.02	-20.79	-46.81

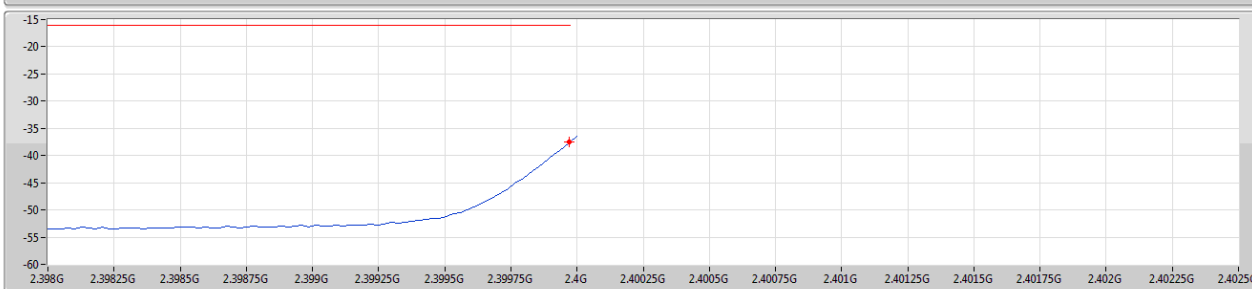
BT-EDR(3Mbps)

CSE-TX-FS

2402MHz\_TnomVnom



28/08/2019  
Limit  
Port1

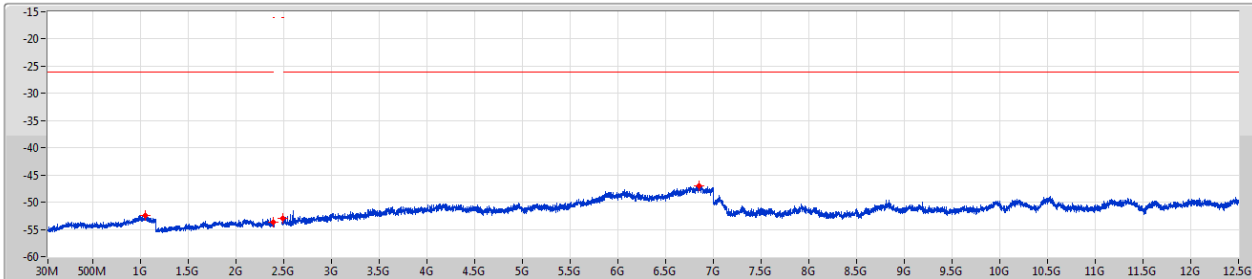


F-Start(Hz)	F-Stop(Hz)	RBW(Hz)	VBW(Hz)	Detector	Freq(Hz)	Psum(dBm)	Limit(dBm)	Margin(dB)	P1(dBm)
30M	2.387G	1M	3M	RMS	992.83M	-52.62	-26.02	-26.60	-52.62
2.387G	2.4G	1M	3M	RMS	2.39997G	-37.52	-16.02	-21.50	-37.52
2.4835G	2.4965G	1M	3M	RMS	2.48532G	-53.67	-16.02	-37.65	-53.67
2.4965G	12.5G	1M	3M	RMS	6.85052G	-47.06	-26.02	-21.04	-47.06

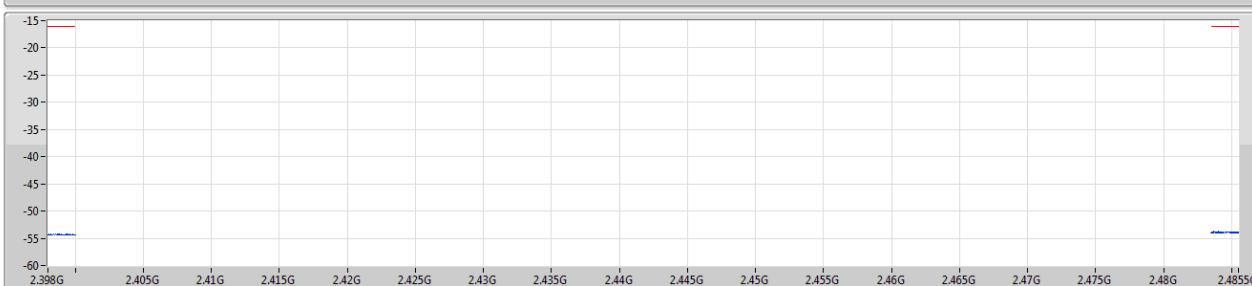
BT-EDR(3Mbps)

CSE-TX-FS

2440MHz\_TnomVnom



28/08/2019  
Limit  
Port1

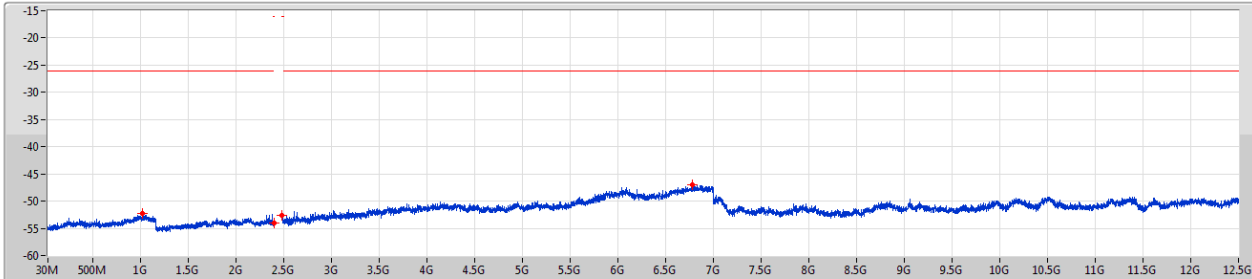


F-Start(Hz)	F-Stop(Hz)	RBW(Hz)	VBW(Hz)	Detector	Freq(Hz)	Psum(dBm)	Limit(dBm)	Margin(dB)	P1(dBm)
30M	2.387G	1M	3M	RMS	1.04822G	-52.47	-26.02	-26.45	-52.47
2.387G	2.4G	1M	3M	RMS	2.38804G	-53.67	-16.02	-37.65	-53.67
2.4835G	2.4965G	1M	3M	RMS	2.49172G	-53.02	-16.02	-37.00	-53.02
2.4965G	12.5G	1M	3M	RMS	6.84552G	-46.97	-26.02	-20.95	-46.97

### BT-EDR(3Mbps)

CSE-TX-FS

#### 2480MHz\_TnomVnom



28/08/2019  
Limit  
Port1

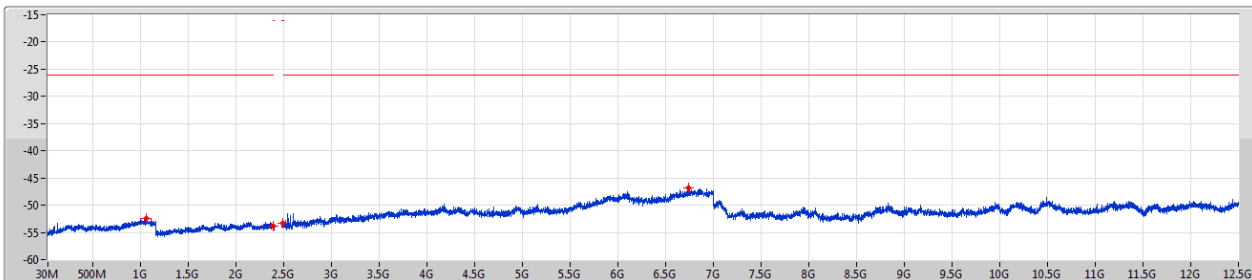


F-Start(Hz)	F-Stop(Hz)	RBW(Hz)	VBW(Hz)	Detector	Freq(Hz)	Psum(dBm)	Limit(dBm)	Margin(dB)	P1(dBm)
30M	2.387G	1M	3M	RMS	1.02465G	-52.35	-26.02	-26.33	-52.35
2.387G	2.4G	1M	3M	RMS	2.39756G	-54.09	-16.02	-38.07	-54.09
2.4835G	2.4965G	1M	3M	RMS	2.48373G	-52.68	-16.02	-36.66	-52.68
2.4965G	12.5G	1M	3M	RMS	6.7755G	-47.02	-26.02	-21.00	-47.02

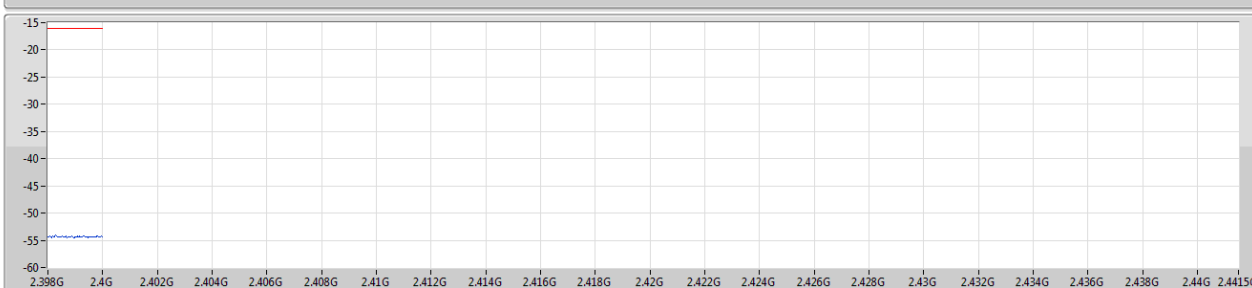
### BT-EDR-AFH(3Mbps)

CSE-TX-FS

#### 2441MHz\_TnomVnom



28/08/2019  
Limit  
Port1

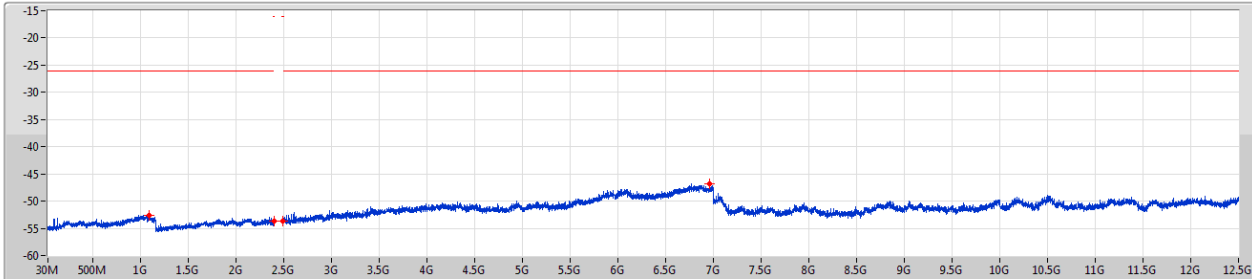


F-Start(Hz)	F-Stop(Hz)	RBW(Hz)	VBW(Hz)	Detector	Freq(Hz)	Psum(dBm)	Limit(dBm)	Margin(dB)	P1(dBm)
30M	2.387G	1M	3M	RMS	1.06237G	-52.38	-26.02	-26.36	-52.38
2.387G	2.4G	1M	3M	RMS	2.38885G	-53.78	-16.02	-37.76	-53.78
2.4835G	2.4965G	1M	3M	RMS	2.49294G	-53.24	-16.02	-37.22	-53.24
2.4965G	12.5G	1M	3M	RMS	6.74299G	-46.90	-26.02	-20.88	-46.90

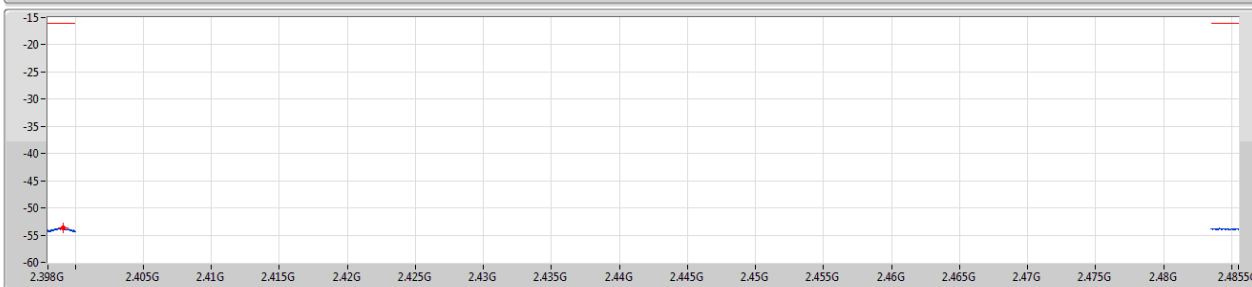
BT-EDR-AFH(3Mbps)

CSE-TX-FS

2451MHz\_TnomVnom



28/08/2019  
Limit  
Port1

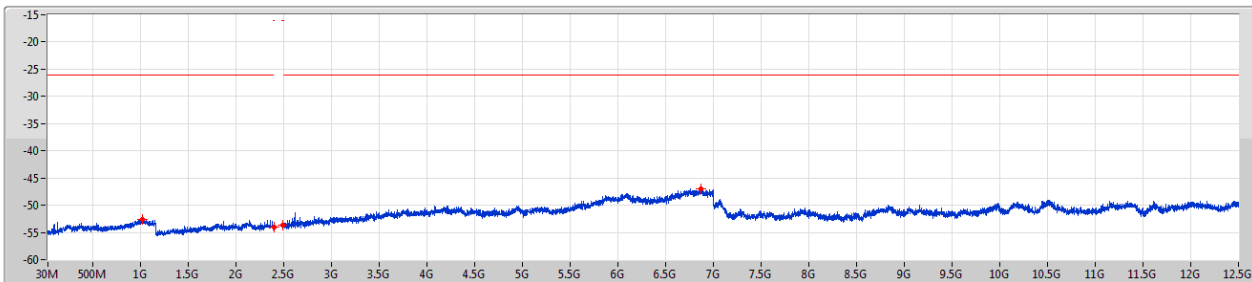


F-Start(Hz)	F-Stop(Hz)	RBW(Hz)	VBW(Hz)	Detector	Freq(Hz)	Psum(dBm)	Limit(dBm)	Margin(dB)	P1(dBm)
30M	2.387G	1M	3M	RMS	1.08711G	-52.58	-26.02	-26.56	-52.58
2.387G	2.4G	1M	3M	RMS	2.39914G	-53.68	-16.02	-37.66	-53.68
2.4835G	2.4965G	1M	3M	RMS	2.49439G	-53.70	-16.02	-37.68	-53.70
2.4965G	12.5G	1M	3M	RMS	6.96056G	-46.77	-26.02	-20.75	-46.77

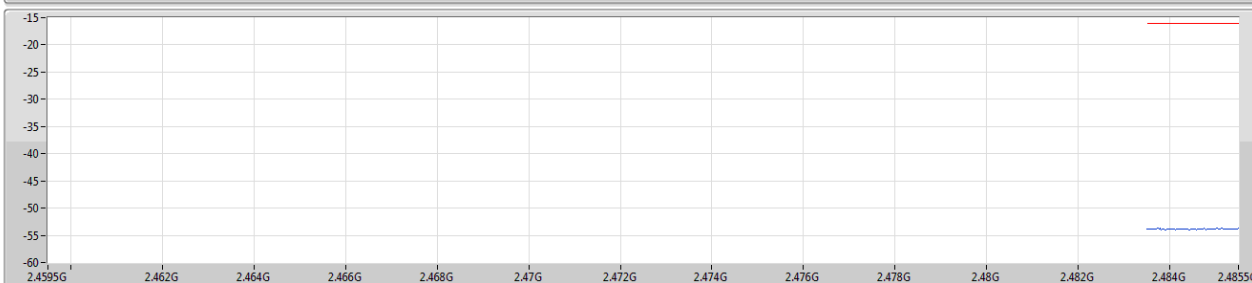
BT-EDR-AFH(3Mbps)

CSE-TX-FS

2460MHz\_TnomVnom



28/08/2019  
Limit  
Port1



F-Start(Hz)	F-Stop(Hz)	RBW(Hz)	VBW(Hz)	Detector	Freq(Hz)	Psum(dBm)	Limit(dBm)	Margin(dB)	P1(dBm)
30M	2.387G	1M	3M	RMS	1.01876G	-52.67	-26.02	-26.65	-52.67
2.387G	2.4G	1M	3M	RMS	2.39719G	-54.11	-16.02	-38.09	-54.11
2.4835G	2.4965G	1M	3M	RMS	2.49281G	-53.64	-16.02	-37.62	-53.64
2.4965G	12.5G	1M	3M	RMS	6.86803G	-47.04	-26.02	-21.02	-47.04



Summary

Mode	Result	F-Start (Hz)	F-Stop (Hz)	RBW (Hz)	Detector	Freq (Hz)	Psum (dBm)	Psum (uW/MHz)	Limit (dBm)	Limit (uW/MHz)	Margin (dB)
2.4-2.4835GHz	-	-	-	-	-	-	-	-	-	-	-
BT-BR(1Mbps)	Pass	2.4965G	12.5G	1M	RMS	6.73923G	-46.87	0.02056	-26.02	2.5	-20.85
BT-BR-AFH(1Mbps)	Pass	2.4965G	12.5G	1M	RMS	6.88053G	-46.70	0.02138	-26.02	2.5	-20.68
BT-EDR(3Mbps)	Pass	2.4965G	12.5G	1M	RMS	6.76424G	-46.89	0.02046	-26.02	2.5	-20.87
BT-EDR-AFH(3Mbps)	Pass	2.4965G	12.5G	1M	RMS	6.76424G	-46.84	0.0207	-26.02	2.5	-20.82

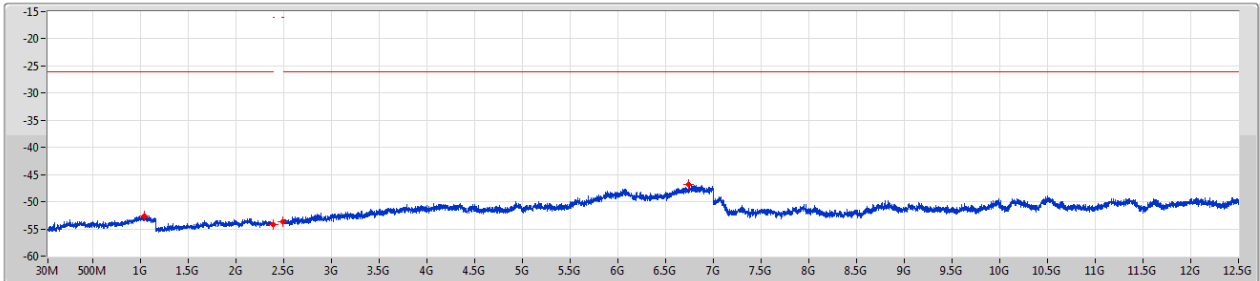
**Result**

Mode	Result	F-Start (Hz)	F-Stop (Hz)	RBW (Hz)	Detector	Freq (Hz)	Psum (dBm)	Psum (uW/MHz)	Limit (dBm)	Limit (uW/MHz)	Margin (dB)
BT-BR(1Mbps)	-	-	-	-	-	-	-	-	-	-	-
2402MHz_TnomVnom	Pass	30M	2.387G	1M	RMS	1.04115G	-52.58	0.00552	-26.02	2.5	-26.56
2402MHz_TnomVnom	Pass	2.387G	2.4G	1M	RMS	2.39446G	-54.15	0.00385	-16.02	25	-38.13
2402MHz_TnomVnom	Pass	2.4835G	2.4965G	1M	RMS	2.49036G	-53.73	0.00424	-16.02	25	-37.71
2402MHz_TnomVnom	Pass	2.4965G	12.5G	1M	RMS	6.73923G	-46.87	0.02056	-26.02	2.5	-20.85
2440MHz_TnomVnom	Pass	30M	2.387G	1M	RMS	1.01405G	-52.62	0.00547	-26.02	2.5	-26.60
2440MHz_TnomVnom	Pass	2.387G	2.4G	1M	RMS	2.38918G	-54.12	0.00387	-16.02	25	-38.10
2440MHz_TnomVnom	Pass	2.4835G	2.4965G	1M	RMS	2.48384G	-53.65	0.00432	-16.02	25	-37.63
2440MHz_TnomVnom	Pass	2.4965G	12.5G	1M	RMS	6.99432G	-46.87	0.02056	-26.02	2.5	-20.85
2480MHz_TnomVnom	Pass	30M	2.387G	1M	RMS	1.07415G	-52.58	0.00552	-26.02	2.5	-26.56
2480MHz_TnomVnom	Pass	2.387G	2.4G	1M	RMS	2.39028G	-54.13	0.00386	-16.02	25	-38.11
2480MHz_TnomVnom	Pass	2.4835G	2.4965G	1M	RMS	2.48899G	-53.72	0.00425	-16.02	25	-37.70
2480MHz_TnomVnom	Pass	2.4965G	12.5G	1M	RMS	6.76799G	-46.96	0.02014	-26.02	2.5	-20.94
BT-BR-AFH(1Mbps)	-	-	-	-	-	-	-	-	-	-	-
2422MHz_TnomVnom	Pass	30M	2.387G	1M	RMS	1.05765G	-52.39	0.00577	-26.02	2.5	-26.37
2422MHz_TnomVnom	Pass	2.387G	2.4G	1M	RMS	2.3954G	-54.14	0.00385	-16.02	25	-38.12
2422MHz_TnomVnom	Pass	2.4835G	2.4965G	1M	RMS	2.48602G	-53.65	0.00432	-16.02	25	-37.63
2422MHz_TnomVnom	Pass	2.4965G	12.5G	1M	RMS	6.88053G	-46.70	0.02138	-26.02	2.5	-20.68
2431MHz_TnomVnom	Pass	30M	2.387G	1M	RMS	992.83M	-52.64	0.00545	-26.02	2.5	-26.62
2431MHz_TnomVnom	Pass	2.387G	2.4G	1M	RMS	2.39145G	-54.17	0.00383	-16.02	25	-38.15
2431MHz_TnomVnom	Pass	2.4835G	2.4965G	1M	RMS	2.48511G	-53.75	0.00422	-16.02	25	-37.73
2431MHz_TnomVnom	Pass	2.4965G	12.5G	1M	RMS	6.98182G	-47.01	0.01991	-26.02	2.5	-20.99
2441MHz_TnomVnom	Pass	30M	2.387G	1M	RMS	1.00344G	-52.68	0.0054	-26.02	2.5	-26.66
2441MHz_TnomVnom	Pass	2.387G	2.4G	1M	RMS	2.39956G	-54.16	0.00384	-16.02	25	-38.14
2441MHz_TnomVnom	Pass	2.4835G	2.4965G	1M	RMS	2.49486G	-53.76	0.00421	-16.02	25	-37.74
2441MHz_TnomVnom	Pass	2.4965G	12.5G	1M	RMS	6.80801G	-46.73	0.02123	-26.02	2.5	-20.71
BT-EDR(3Mbps)	-	-	-	-	-	-	-	-	-	-	-
2402MHz_TnomVnom	Pass	30M	2.387G	1M	RMS	1.01758G	-52.36	0.00581	-26.02	2.5	-26.34
2402MHz_TnomVnom	Pass	2.387G	2.4G	1M	RMS	2.39685G	-54.10	0.00389	-16.02	25	-38.08
2402MHz_TnomVnom	Pass	2.4835G	2.4965G	1M	RMS	2.48945G	-53.71	0.00426	-16.02	25	-37.69
2402MHz_TnomVnom	Pass	2.4965G	12.5G	1M	RMS	6.98307G	-46.96	0.02014	-26.02	2.5	-20.94
2440MHz_TnomVnom	Pass	30M	2.387G	1M	RMS	1.0824G	-52.48	0.00565	-26.02	2.5	-26.46
2440MHz_TnomVnom	Pass	2.387G	2.4G	1M	RMS	2.39922G	-54.18	0.00382	-16.02	25	-38.16
2440MHz_TnomVnom	Pass	2.4835G	2.4965G	1M	RMS	2.49276G	-53.70	0.00427	-16.02	25	-37.68
2440MHz_TnomVnom	Pass	2.4965G	12.5G	1M	RMS	6.83427G	-47.08	0.01959	-26.02	2.5	-21.06
2480MHz_TnomVnom	Pass	30M	2.387G	1M	RMS	985.76M	-52.51	0.00561	-26.02	2.5	-26.49
2480MHz_TnomVnom	Pass	2.387G	2.4G	1M	RMS	2.39334G	-54.19	0.00381	-16.02	25	-38.17
2480MHz_TnomVnom	Pass	2.4835G	2.4965G	1M	RMS	2.48516G	-53.70	0.00427	-16.02	25	-37.68
2480MHz_TnomVnom	Pass	2.4965G	12.5G	1M	RMS	6.76424G	-46.89	0.02046	-26.02	2.5	-20.87
BT-EDR-AFH(3Mbps)	-	-	-	-	-	-	-	-	-	-	-
2441MHz_TnomVnom	Pass	30M	2.387G	1M	RMS	1.04351G	-52.61	0.00548	-26.02	2.5	-26.59
2441MHz_TnomVnom	Pass	2.387G	2.4G	1M	RMS	2.38775G	-54.17	0.00383	-16.02	25	-38.15
2441MHz_TnomVnom	Pass	2.4835G	2.4965G	1M	RMS	2.48436G	-53.70	0.00427	-16.02	25	-37.68
2441MHz_TnomVnom	Pass	2.4965G	12.5G	1M	RMS	6.76424G	-46.84	0.0207	-26.02	2.5	-20.82
2451MHz_TnomVnom	Pass	30M	2.387G	1M	RMS	1.0659G	-52.53	0.00558	-26.02	2.5	-26.51
2451MHz_TnomVnom	Pass	2.387G	2.4G	1M	RMS	2.39922G	-54.16	0.00384	-16.02	25	-38.14
2451MHz_TnomVnom	Pass	2.4835G	2.4965G	1M	RMS	2.48488G	-53.71	0.00426	-16.02	25	-37.69
2451MHz_TnomVnom	Pass	2.4965G	12.5G	1M	RMS	6.84927G	-47.09	0.01954	-26.02	2.5	-21.07
2460MHz_TnomVnom	Pass	30M	2.387G	1M	RMS	1.02348G	-52.57	0.00553	-26.02	2.5	-26.55
2460MHz_TnomVnom	Pass	2.387G	2.4G	1M	RMS	2.38703G	-54.20	0.0038	-16.02	25	-38.18
2460MHz_TnomVnom	Pass	2.4835G	2.4965G	1M	RMS	2.49621G	-53.74	0.00423	-16.02	25	-37.72
2460MHz_TnomVnom	Pass	2.4965G	12.5G	1M	RMS	6.77925G	-46.96	0.02014	-26.02	2.5	-20.94

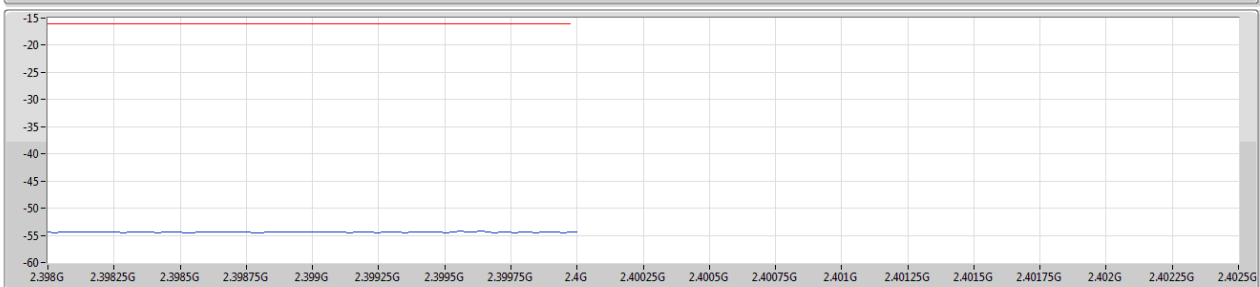
BT-BR(1Mbps)

CSE-RX-FS

2402MHz\_TnomVnom



28/08/2019  
Limit  
Port1

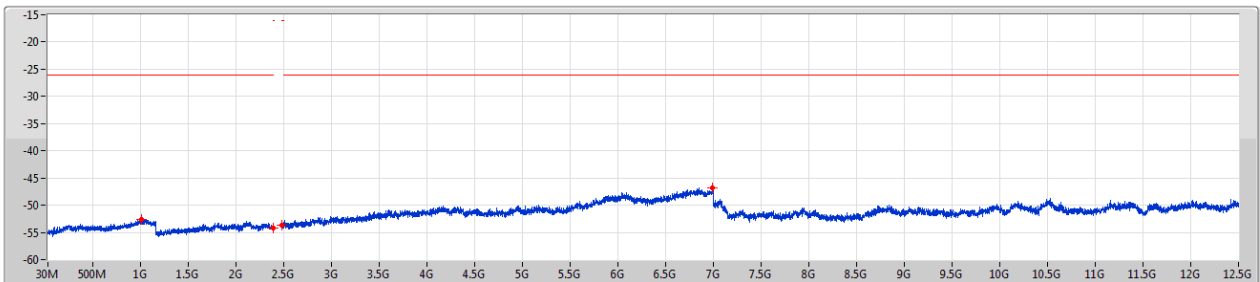


F-Start(Hz)	F-Stop(Hz)	RBW(Hz)	VBW(Hz)	Detector	Freq(Hz)	Psum(dBm)	Limit(dBm)	Margin(dB)	P1(dBm)
30M	2.387G	1M	3M	RMS	1.04115G	-52.58	-26.02	-26.56	-52.58
2.387G	2.4G	1M	3M	RMS	2.39446G	-54.15	-16.02	-38.13	-54.15
2.4835G	2.4965G	1M	3M	RMS	2.49036G	-53.73	-16.02	-37.71	-53.73
2.4965G	12.5G	1M	3M	RMS	6.73923G	-46.87	-26.02	-20.85	-46.87

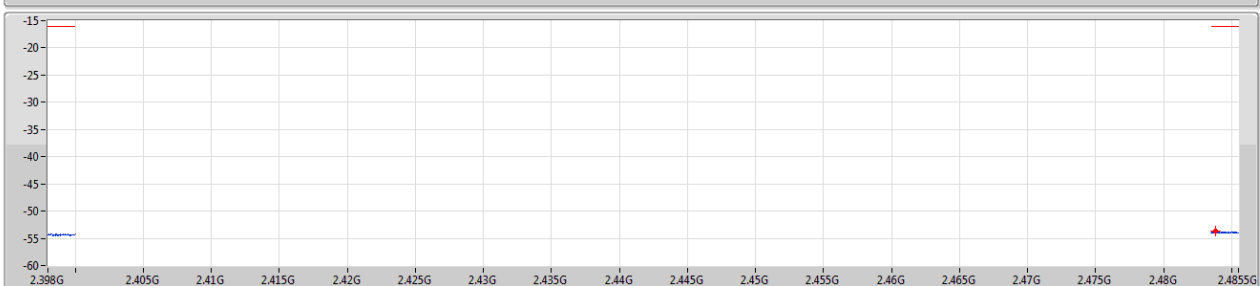
BT-BR(1Mbps)

CSE-RX-FS

2440MHz\_TnomVnom



28/08/2019  
Limit  
Port1



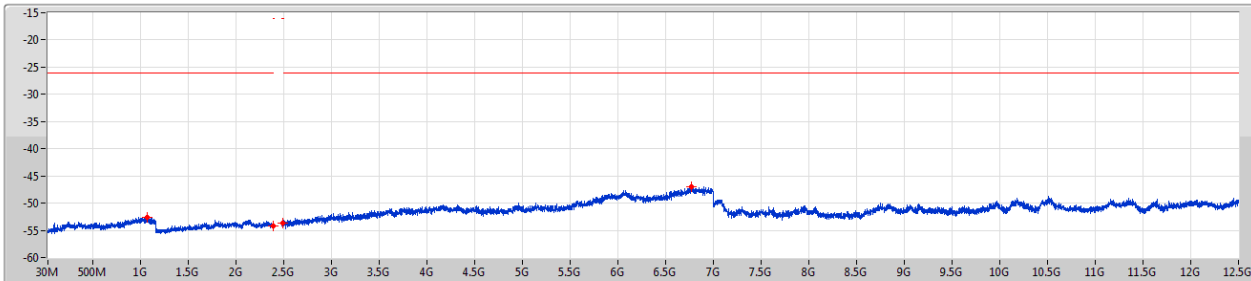
F-Start(Hz)	F-Stop(Hz)	RBW(Hz)	VBW(Hz)	Detector	Freq(Hz)	Psum(dBm)	Limit(dBm)	Margin(dB)	P1(dBm)
30M	2.387G	1M	3M	RMS	1.01405G	-52.62	-26.02	-26.60	-52.62
2.387G	2.4G	1M	3M	RMS	2.38918G	-54.12	-16.02	-38.10	-54.12
2.4835G	2.4965G	1M	3M	RMS	2.48384G	-53.65	-16.02	-37.63	-53.65
2.4965G	12.5G	1M	3M	RMS	6.99432G	-46.87	-26.02	-20.85	-46.87



## BT-BR(1Mbps)

CSE-RX-FS

### 2480MHz\_TnomVnom



28/08/2019  
Limit  
Port1

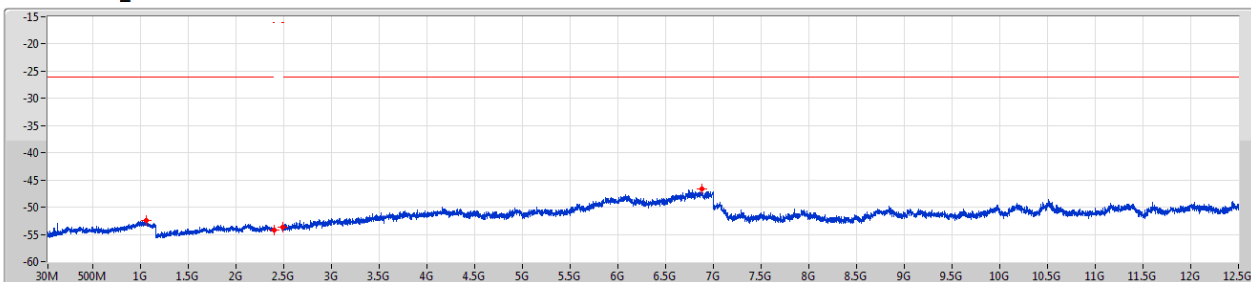


F-Start(Hz)	F-Stop(Hz)	RBW(Hz)	VBW(Hz)	Detector	Freq(Hz)	Psum(dBm)	Limit(dBm)	Margin(dB)	P1(dBm)
30M	2.387G	1M	3M	RMS	1.07415G	-52.58	-26.02	-26.56	-52.58
2.387G	2.4G	1M	3M	RMS	2.39028G	-54.13	-16.02	-38.11	-54.13
2.4835G	2.4965G	1M	3M	RMS	2.48899G	-53.72	-16.02	-37.70	-53.72
2.4965G	12.5G	1M	3M	RMS	6.76799G	-46.96	-26.02	-20.94	-46.96

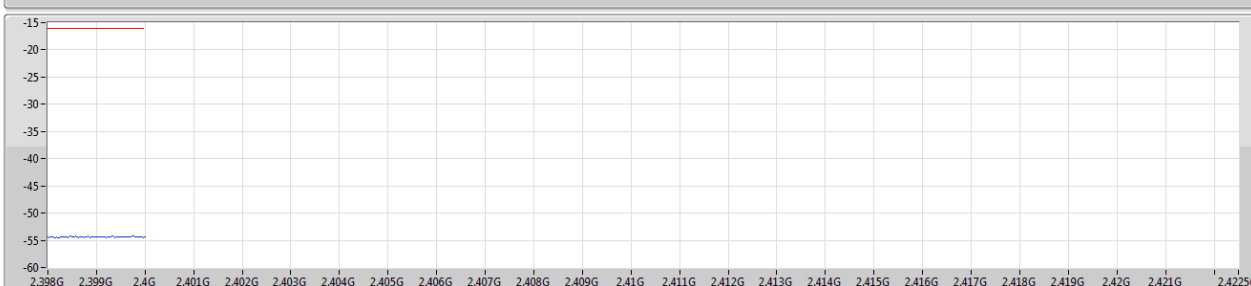
## BT-BR-AFH(1Mbps)

CSE-RX-FS

### 2422MHz\_TnomVnom



28/08/2019  
Limit  
Port1

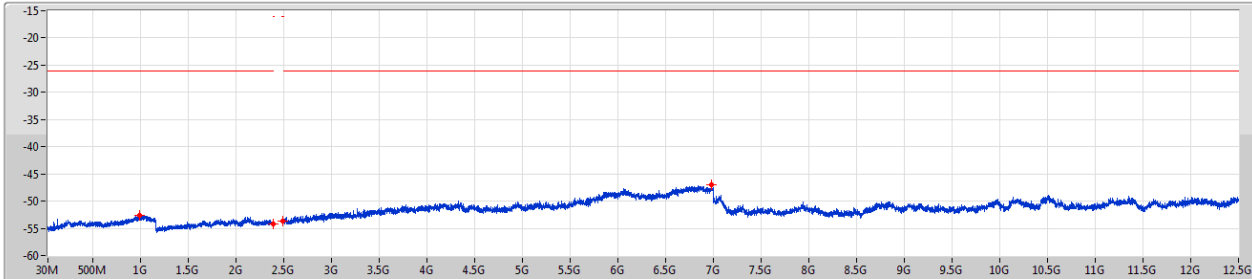


F-Start(Hz)	F-Stop(Hz)	RBW(Hz)	VBW(Hz)	Detector	Freq(Hz)	Psum(dBm)	Limit(dBm)	Margin(dB)	P1(dBm)
30M	2.387G	1M	3M	RMS	1.05765G	-52.39	-26.02	-26.37	-52.39
2.387G	2.4G	1M	3M	RMS	2.3954G	-54.14	-16.02	-38.12	-54.14
2.4835G	2.4965G	1M	3M	RMS	2.48602G	-53.65	-16.02	-37.63	-53.65
2.4965G	12.5G	1M	3M	RMS	6.88033G	-46.70	-26.02	-20.68	-46.70

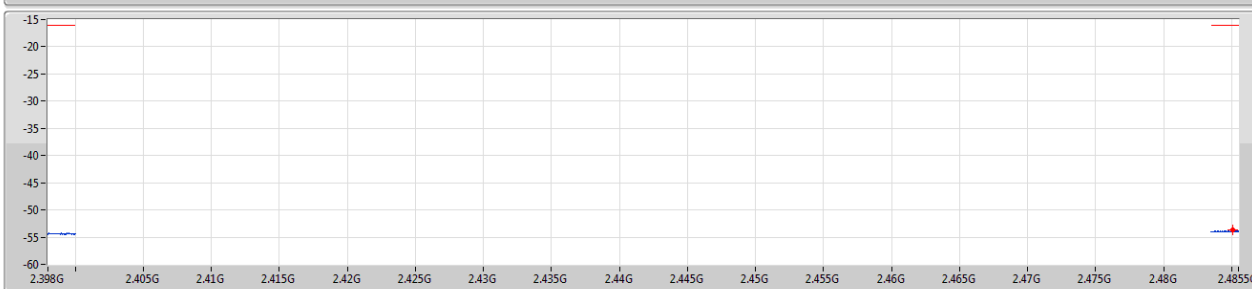
BT-BR-AFH(1Mbps)

CSE-RX-FS

2431MHz\_TnomVnom



28/08/2019  
Limit  
Port1

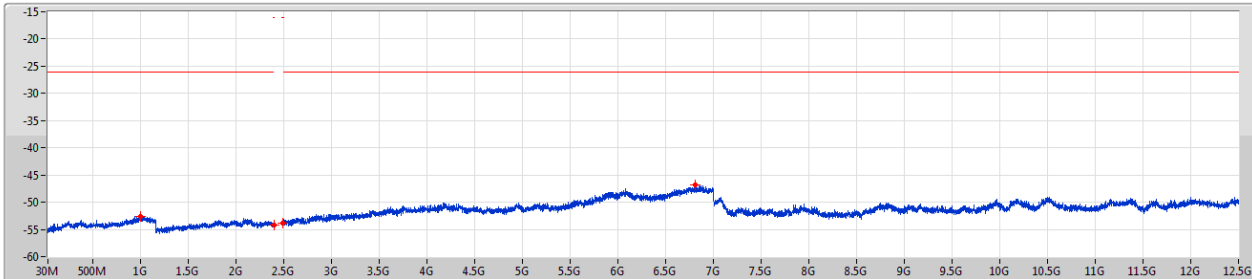


F-Start(Hz)	F-Stop(Hz)	RBW(Hz)	VBW(Hz)	Detector	Freq(Hz)	Psum(dBm)	Limit(dBm)	Margin(dB)	P1(dBm)
30M	2.387G	1M	3M	RMS	992.83M	-52.64	-26.02	-26.62	-52.64
2.387G	2.4G	1M	3M	RMS	2.39145G	-54.17	-16.02	-38.15	-54.17
2.4835G	2.4965G	1M	3M	RMS	2.48511G	-53.75	-16.02	-37.73	-53.75
2.4965G	12.5G	1M	3M	RMS	6.98182G	-47.01	-26.02	-20.99	-47.01

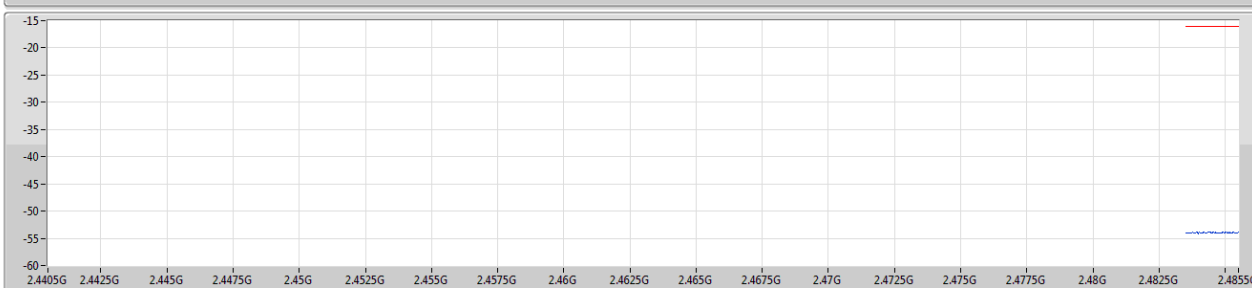
BT-BR-AFH(1Mbps)

CSE-RX-FS

2441MHz\_TnomVnom



28/08/2019  
Limit  
Port1

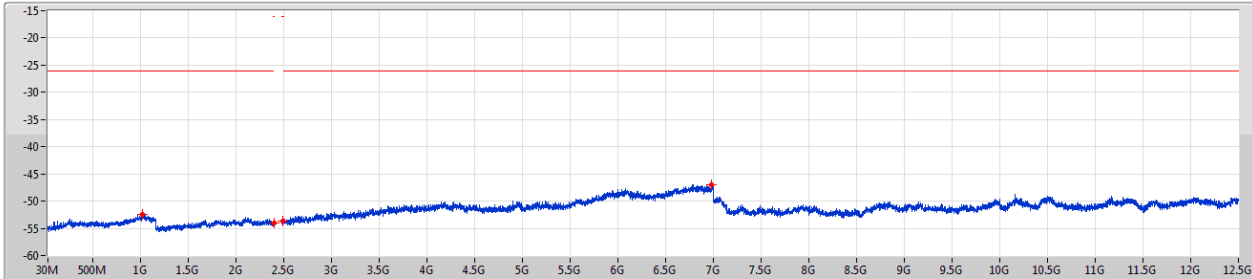


F-Start(Hz)	F-Stop(Hz)	RBW(Hz)	VBW(Hz)	Detector	Freq(Hz)	Psum(dBm)	Limit(dBm)	Margin(dB)	P1(dBm)
30M	2.387G	1M	3M	RMS	1.00344G	-52.68	-26.02	-26.66	-52.68
2.387G	2.4G	1M	3M	RMS	2.39956G	-54.16	-16.02	-38.14	-54.16
2.4835G	2.4965G	1M	3M	RMS	2.49486G	-53.76	-16.02	-37.74	-53.76
2.4965G	12.5G	1M	3M	RMS	6.80801G	-46.73	-26.02	-20.71	-46.73

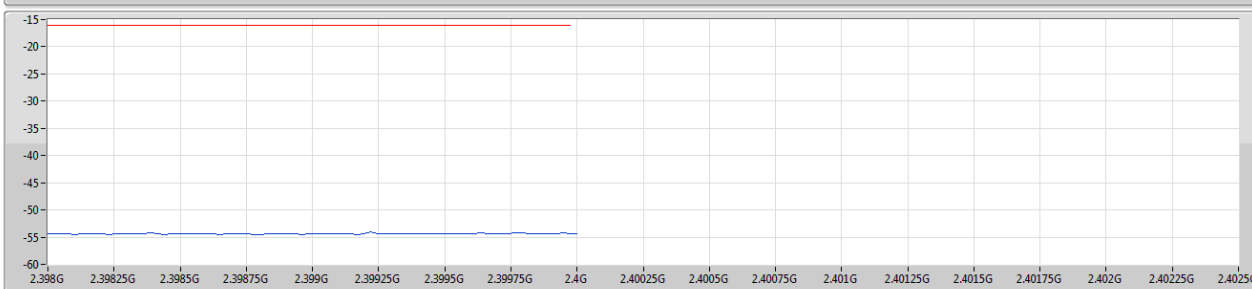
BT-EDR(3Mbps)

CSE-RX-FS

2402MHz\_TnomVnom



28/08/2019  
Limit  
Port1

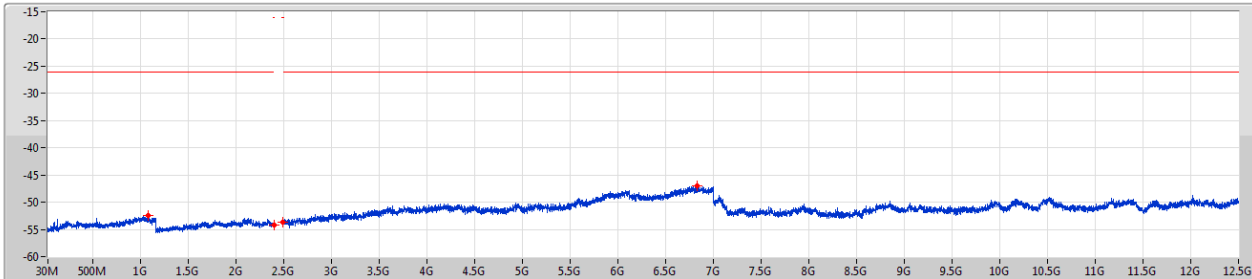


F-Start(Hz)	F-Stop(Hz)	RBW(Hz)	VBW(Hz)	Detector	Freq(Hz)	Psum(dBm)	Limit(dBm)	Margin(dB)	P1(dBm)
30M	2.387G	1M	3M	RMS	1.01758G	-52.36	-26.02	-26.34	-52.36
2.387G	2.4G	1M	3M	RMS	2.39685G	-54.10	-16.02	-38.08	-54.10
2.4835G	2.4965G	1M	3M	RMS	2.48945G	-53.71	-16.02	-37.69	-53.71
2.4965G	12.5G	1M	3M	RMS	6.98307G	-46.96	-26.02	-20.94	-46.96

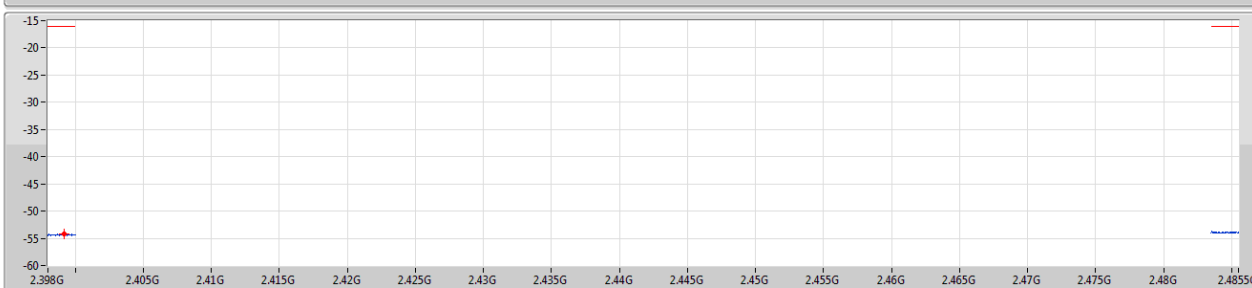
BT-EDR(3Mbps)

CSE-RX-FS

2440MHz\_TnomVnom



28/08/2019  
Limit  
Port1

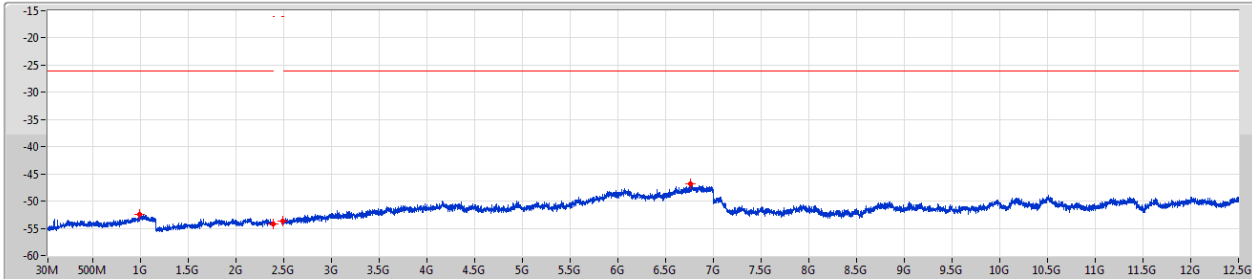


F-Start(Hz)	F-Stop(Hz)	RBW(Hz)	VBW(Hz)	Detector	Freq(Hz)	Psum(dBm)	Limit(dBm)	Margin(dB)	P1(dBm)
30M	2.387G	1M	3M	RMS	1.0824G	-52.48	-26.02	-26.46	-52.48
2.387G	2.4G	1M	3M	RMS	2.39922G	-54.18	-16.02	-38.16	-54.18
2.4835G	2.4965G	1M	3M	RMS	2.49276G	-53.70	-16.02	-37.68	-53.70
2.4965G	12.5G	1M	3M	RMS	6.83427G	-47.08	-26.02	-21.06	-47.08

## BT-EDR(3Mbps)

CSE-RX-FS

### 2480MHz\_TnomVnom



28/08/2019  
Limit  
Port1

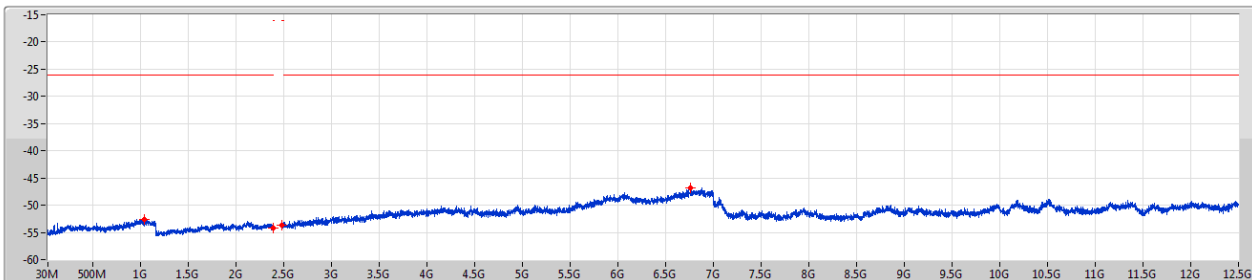


F-Start(Hz)	F-Stop(Hz)	RBW(Hz)	VBW(Hz)	Detector	Freq(Hz)	Psum(dBm)	Limit(dBm)	Margin(dB)	P1(dBm)
30M	2.387G	1M	3M	RMS	985.76M	-52.51	-26.02	-26.49	-52.51
2.387G	2.4G	1M	3M	RMS	2.39334G	-54.19	-16.02	-38.17	-54.19
2.4835G	2.4965G	1M	3M	RMS	2.48516G	-53.70	-16.02	-37.68	-53.70
2.4965G	12.5G	1M	3M	RMS	6.76424G	-46.89	-26.02	-20.87	-46.89

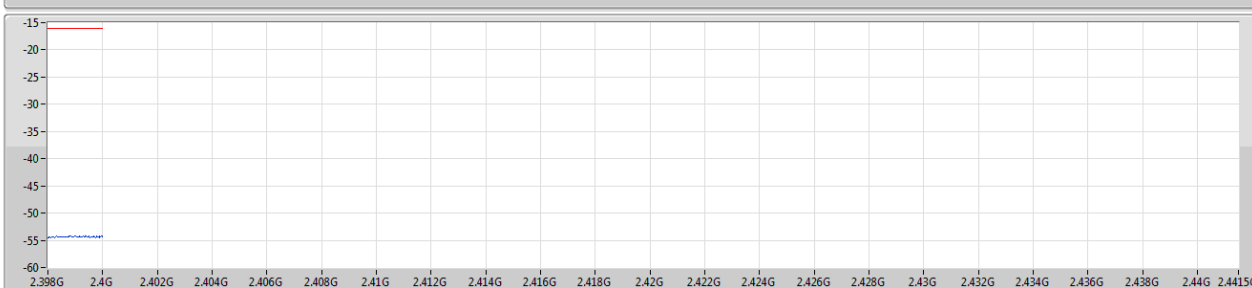
## BT-EDR-AFH(3Mbps)

CSE-RX-FS

### 2441MHz\_TnomVnom



28/08/2019  
Limit  
Port1

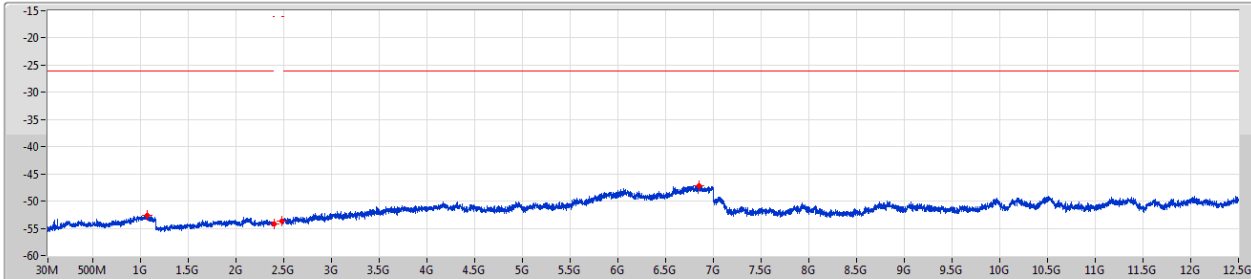


F-Start(Hz)	F-Stop(Hz)	RBW(Hz)	VBW(Hz)	Detector	Freq(Hz)	Psum(dBm)	Limit(dBm)	Margin(dB)	P1(dBm)
30M	2.387G	1M	3M	RMS	1.04351G	-52.61	-26.02	-26.59	-52.61
2.387G	2.4G	1M	3M	RMS	2.38775G	-54.17	-16.02	-38.15	-54.17
2.4835G	2.4965G	1M	3M	RMS	2.48436G	-53.70	-16.02	-37.68	-53.70
2.4965G	12.5G	1M	3M	RMS	6.76424G	-46.84	-26.02	-20.82	-46.84

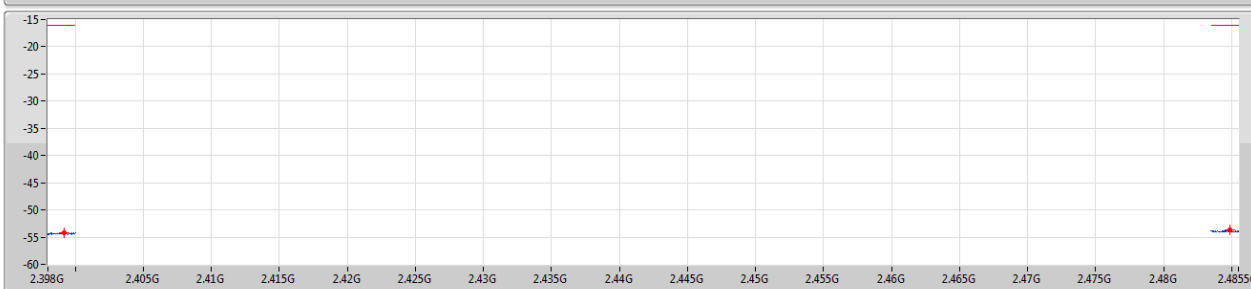
### BT-EDR-AFH(3Mbps)

CSE-RX-FS

#### 2451MHz\_TnomVnom



28/08/2019  
Limit  
Port1

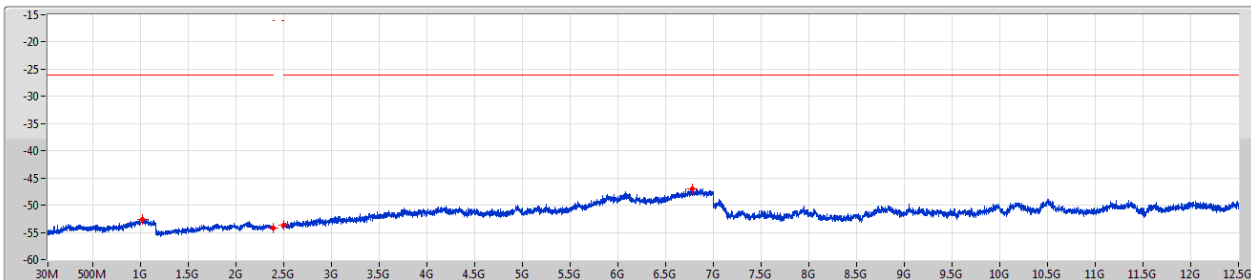


F-Start(Hz)	F-Stop(Hz)	RBW(Hz)	VBW(Hz)	Detector	Freq(Hz)	Psum(dBm)	Limit(dBm)	Margin(dB)	P1(dBm)
30M	2.387G	1M	3M	RMS	1.0659G	-52.53	-26.02	-26.51	-52.53
2.387G	2.4G	1M	3M	RMS	2.39922G	-54.16	-16.02	-38.14	-54.16
2.4835G	2.4965G	1M	3M	RMS	2.48488G	-53.71	-16.02	-37.69	-53.71
2.4965G	12.5G	1M	3M	RMS	6.84927G	-47.09	-26.02	-21.07	-47.09

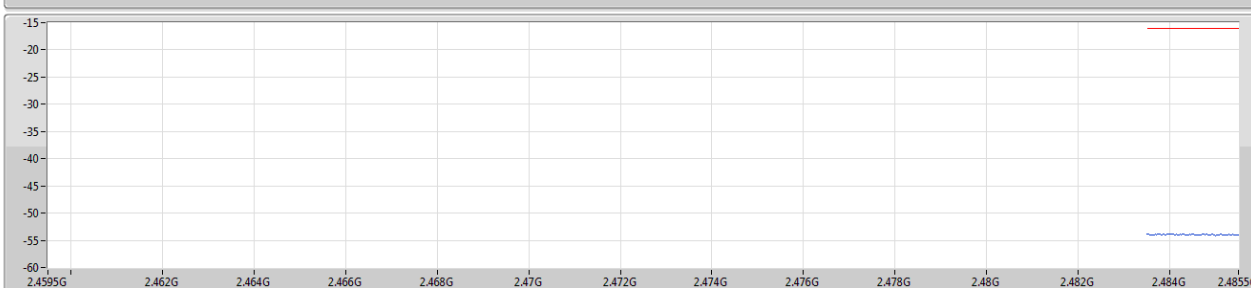
### BT-EDR-AFH(3Mbps)

CSE-RX-FS

#### 2460MHz\_TnomVnom



28/08/2019  
Limit  
Port1



F-Start(Hz)	F-Stop(Hz)	RBW(Hz)	VBW(Hz)	Detector	Freq(Hz)	Psum(dBm)	Limit(dBm)	Margin(dB)	P1(dBm)
30M	2.387G	1M	3M	RMS	1.02348G	-52.57	-26.02	-26.55	-52.57
2.387G	2.4G	1M	3M	RMS	2.38703G	-54.20	-16.02	-38.18	-54.20
2.4835G	2.4965G	1M	3M	RMS	2.49621G	-53.74	-16.02	-37.72	-53.74
2.4965G	12.5G	1M	3M	RMS	6.77925G	-46.96	-26.02	-20.94	-46.96

**Summary**

Mode	Result	MAC	ID Length	ID Limit	Function
2.4-2.4835GHz	-	-	-	-	-
BT-BR(1Mbps)	Pass	04:D9:F5:BF:A9:2D	48 bits	48 bits	Good
BT-BR-AFH(1Mbps)	Pass	04:D9:F5:BF:A9:2D	48 bits	48 bits	Good
BT-EDR(3Mbps)	Pass	04:D9:F5:BF:A9:2D	48 bits	48 bits	Good
BT-EDR-AFH(3Mbps)	Pass	04:D9:F5:BF:A9:2D	48 bits	48 bits	Good

**Result**

Mode	Result	ID Length	ID Limit	Function
BT-BR(1Mbps)	-	-	-	-
2440MHz_TnomVnom	Pass	48 bits	48 bits	Good
BT-BR-AFH(1Mbps)	-	-	-	-
2431MHz_TnomVnom	Pass	48 bits	48 bits	Good
BT-EDR(3Mbps)	-	-	-	-
2440MHz_TnomVnom	Pass	48 bits	48 bits	Good
BT-EDR-AFH(3Mbps)	-	-	-	-
2451MHz_TnomVnom	Pass	48 bits	48 bits	Good



**Summary**

Mode	Max-Dwell (s)
2.4-2.4835GHz	-
BT-BR(1Mbps)	276.957587m
BT-BR-AFH(1Mbps)	144.144807m
BT-EDR(3Mbps)	263.331732m
BT-EDR-AFH(3Mbps)	144.987106m

**Result**

Mode	Result	Period (s)	Dwell (s)	Limit (s)	Tx On (s)
BT-BR(1Mbps)	-	-	-	-	-
2440MHz_TnomVnom	Pass	28.24	276.957587m	400m	2.905m
BT-BR-AFH(1Mbps)	-	-	-	-	-
2431MHz_TnomVnom	Pass	7.44	144.144807m	400m	2.906m
BT-EDR(3Mbps)	-	-	-	-	-
2440MHz_TnomVnom	Pass	28.346	263.331732m	400m	2.75175m
BT-EDR-AFH(3Mbps)	-	-	-	-	-
2451MHz_TnomVnom	Pass	7.4764	144.987106m	400m	2.90875m

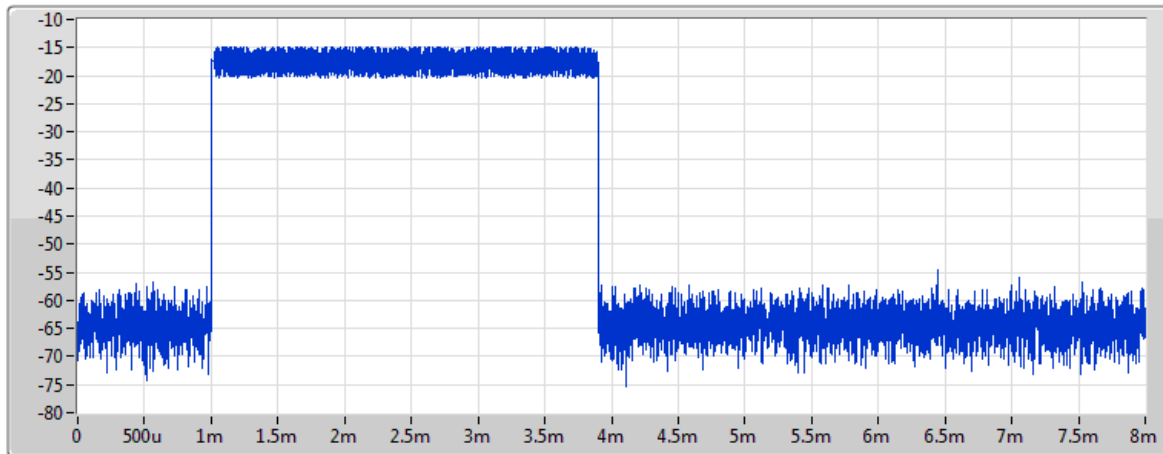



## BT-BR(1Mbps)

## Dwell

### Hopping Mode\_TnomVnom

28/08/2019



Port 1 

CF  
2.44GHz

RBW  
1MHz

VBW  
1MHz

Sweep Time  
8ms

TX Time  
2.905ms

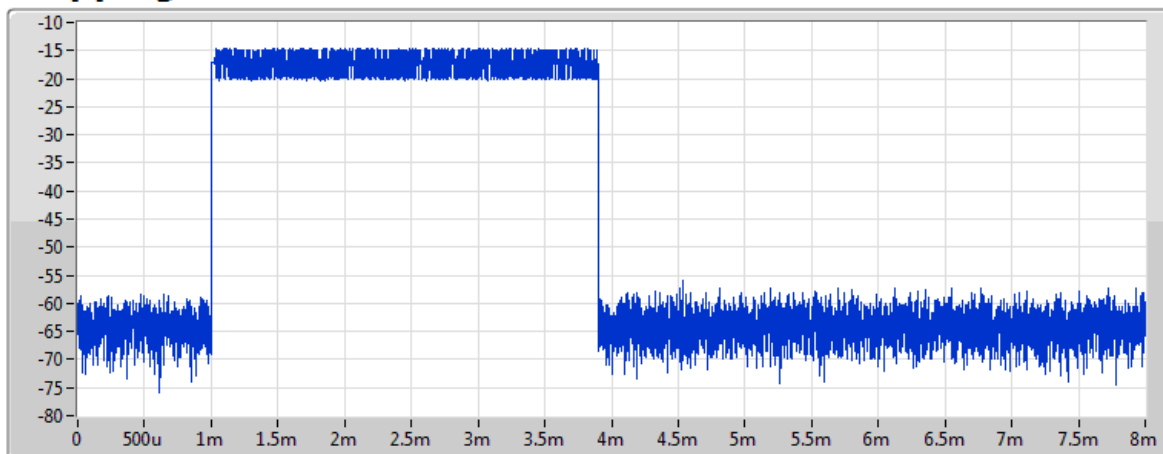
Period(s)	Dwell(s)	Limit(s)	Tx On(s)
28.24	276.957587m	400m	2.905m

## BT-BR-AFH(1Mbps)

## Dwell

### Hopping Mode\_TnomVnom

28/08/2019



Port 1 

CF  
2.431GHz

RBW  
1MHz

VBW  
1MHz

Sweep Time  
8ms

TX Time  
2.906ms

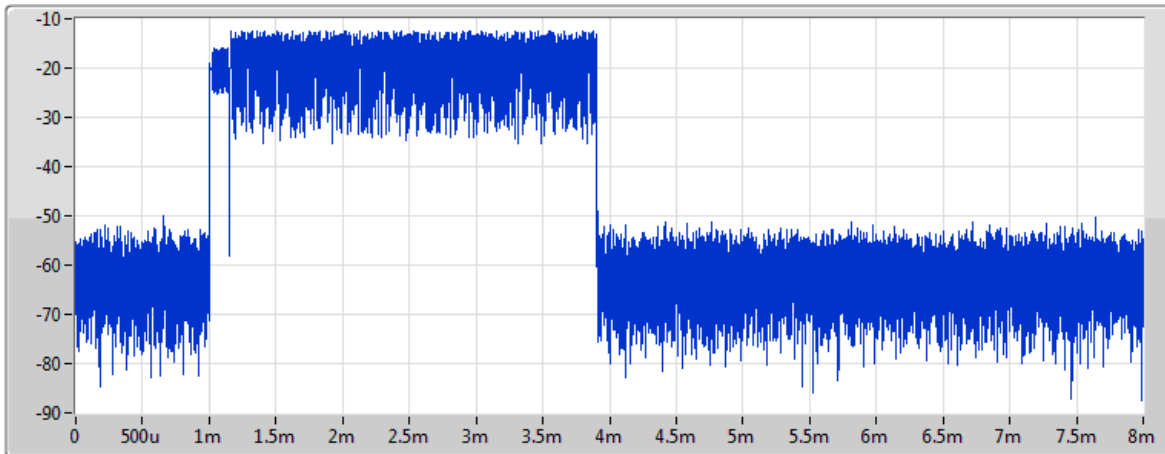
Period(s)	Dwell(s)	Limit(s)	Tx On(s)
7.44	144.144807m	400m	2.906m


## BT-EDR(3Mbps)

## Dwell

### Hopping Mode\_TnomVnom

28/08/2019



Port 1 

CF  
2.44GHz

RBW  
1MHz

VBW  
1MHz

Sweep Time  
8ms

TX Time  
2.75175ms

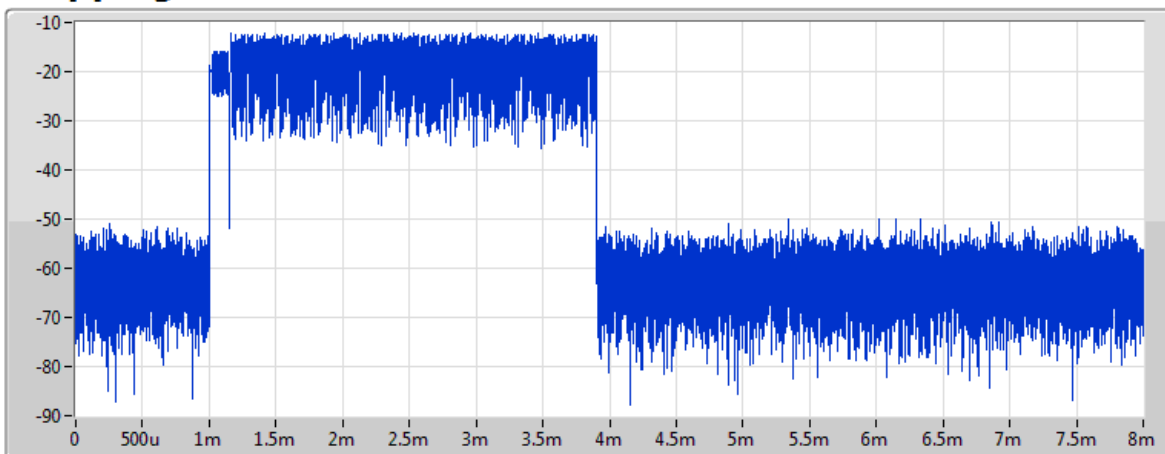
Period(s)	Dwell(s)	Limit(s)	Tx On(s)
28.346	263.331732m	400m	2.75175m


## BT-EDR-AFH(3Mbps)

## Dwell

### Hopping Mode\_TnomVnom

28/08/2019



Port 1 

CF  
2.451GHz

RBW  
1MHz

VBW  
1MHz

Sweep Time  
8ms

TX Time  
2.90875ms

Period(s)	Dwell(s)	Limit(s)	Tx On(s)
7.4764	144.987106m	400m	2.90875m