

TEST REPORT

Report number: DRTTEC2003-0114**Issue Date:** 2020年3月11日

Applicant	:	Insight SiP 400 av Roumanille, GreenSide, Bat 7, Entree 2, Sophia-Antipolis BP 309
Equipment under test	:	Bluetooth Low Energy Module
Model Name	:	ISP1807
Date of Test	:	2019.09.16 ~ 2019.09.17
Test Place	:	DT&C Co., Ltd. 42, Yurim-ro, 154beon-gil, Cheoin-gu, Yongin-si, Gyeonggi-do, Korea 449-935
Test Results	:	PASS (Refer to attachment)

The results in this reports are applicable only to the samples tested.
This report shall not be re-produced except in full without the written approval of DT&C Co., Ltd.

Test Engineer;
KwiCheol Yeom**Approval Person;**
GeunKi Son

1. Summary of Test

1. Purpose of test
Ordinance on Technical Standards Conformity Certification of Specified Radio Equipment
2.4GHz Band wide band low power data communication System

2. Standards
Certification Ordinance Article 2 Clause 1 Item19

1) Test Methods
Ministry of Internal Affairs and Communications Notification Article 88 Appendix 43

2) Deviation from standards
None

3. List of applied test to the EUT

Article 88 Appendix 43	Classification of EUT	Condition	Result
1	Voltage fluctuation	Conducted	PASS
3	Frequency Tolerance	Conducted	PASS
4	Occupied Bandwidth	Conducted	PASS
4	Spread Bandwidth	Conducted	N/A
5	Unwanted (Spurious) Emission Strength	Conducted	PASS
6	RF Output Power Tolerance	Conducted	PASS
7	Secondary Emitted Radio Wave Strength	Conducted	PASS
8	Carrier Sensing Function (1)	Conducted	N/A
9	Carrier Sensing Function (2)	Conducted	N/A
10	Absolute Gain of Transmission Antenna	Conducted	N/A
11	Angle Width of Principal Radiation from Transmission Antenna	Conducted	N/A
12	Interference Prevention Function	Conducted	PASS
13	Hopping frequency dwell time	Conducted	N/A

1) Test set up
Table-Top

2) Modification to the EUT by laboratory
None

2. Test Information

1. Applicant

Insight SiP

400 av Roumanille, GreenSide, Bat 7, Entree 2, Sophia-Antipolis BP 309

2. Equipment under test

Bluetooth Low Energy Module

3. Model number

ISP1807

4. Serial number

Identical prototype

5. Size

8 (W) x 1 (D) x 8 (H) mm

6. Terminal limitation

-40 °C ~ 85 °C

7. RF Specification Frequency range

2402-2480MHz

8. Number of RF Channels

40 Channels

9. Modulation method

Method of GFSK

(Frequency equal to the transmission rate of the modulation signal: 1MHz)

10. Data rate

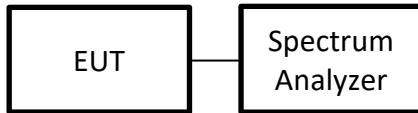
1Mbps(GFSK)

10. Variation of the family model(s)

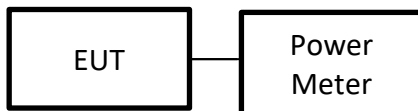
None

3. Configuration of equipment

1. Frequency tolerance, RF output power tolerance, Spread bandwidth,
Unwanted(Spurious) emission strength, Secondary emitted radio wave strength



2. RF output power tolerance



4. Test Result

Environment of Test Room	Test Date	2019.09.16 ~ 2019.09.17	
	Temperature	23 ~ 26	°C
	Humidity	47 ~ 48	%

Peak Antenna Gain	0.6	dBi
Declaration Output Power	6.867	mW
Declaration Output Power	8.3677	dBm
E.I.R.P.	8.9677	dBm
Input Power Voltage	3.30	VDC

Tested Circuit Insertion Loss		0	dB
Frequency equal to the Transmission rate		-	MHz
Transmission Time	ON TIME (1sec or less)	0.393	ms
	OFF TIME (0.1sec or more)	0.231	ms
	Ratio	63%	%
Packet Type (Mode)		Not Applicable	mode
Transmit Speed		Not Applicable	MHz

Test Category ;	2.4GHz Band Wideband Low-Power Data Communication System Bluetooth_GFSK(BLE)
The reason why the tests are performed only at rated voltage :	When the input voltage to receiver RF circuit varies below $\pm 1\%$ as the input voltage from the external power supply to the receiver varies $\pm 10\%$ (excluding power supply).

1) DC 3.7V(Normal Voltage)

Measurement Frequency		MHz	2402	2440	2480	Result	Limit	Note
Channel Number		Ch.	0	19	39	---	---	
Reading Frequency		MHz	2401.988390326	2439.987685051	2479.987941189	---	---	
Frequency Tolerance		ppm	-4.83	-5.05	-4.86	PASS	$\pm 50 \times 10^{-6}$ (50ppm)	
Occupied Bandwidth		MHz	1.2781	1.2679	1.2654	PASS	26MHz or below	
Spread Bandwidth		MHz	-	-	-	N/A	500kHz or more	
RF Output Power		mW	5.014495	4.917077	4.781501	PASS	10mW	
RF Output Power Tolerance		%	-26.98	-28.40	-30.37	PASS	+20 to -80%	
Tx Spurious Emission Strength	30 to 2387MHz	uW	0.026363	0.026002	0.026792	PASS	2.5uW or below	
		MHz	2337.5	2375.2	2351.6	----		
	2387 to 2400MHz	uW	8.035261	0.021038	0.027542	PASS	25uW or below	
		MHz	2399.974	2389.054	2394.566	----		
	2483.5 to 2496.5MHz	uW	0.022491	0.020512	0.131826	PASS	25uW or below	
		MHz	2486.698	2489.740	2483.539	----		
	2496.5 to 12500MHz	uW	0.772681	0.711214	0.381066	PASS	2.5uW or below	
		MHz	4807	4877	4957	----		
Rx Spurious Emission Strength	30 to 1000MHz	nW	0.003443	0.003846	0.004345	PASS	4nW or below	
		MHz	870.02	894.27	875.84	----		
	1000 to 5000MHz	nW	0.083368	0.062087	0.070307	PASS	20nW or below	
		MHz	3260	3284	3184	----		
	5000 to 12500MHz	nW	0.056885	0.063826	0.062373	PASS	20nW or below	
		MHz	12177.5	11870.0	11982.5	----		
Interference Prevention Function		----	Good	Good	Good	PASS		

5. List of Measuring Instruments

[illegible]

Note1: "X" は使用した測定機器です。

"X" used equipment.

Note2: 較正期限は、較正を行った日の翌月から起算して1年以内です。

The validity of measurement equipment is one year from the first day of the following month of the calibration date.

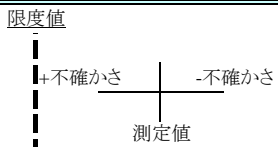
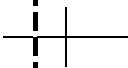
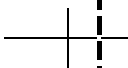
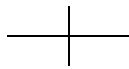
Note3: 較正方法 ...

Cal.Method ...

- イ: 国立研究開発法人情報通信研究機構（NICT）（以下「機構」という。）又は第百二条の十八第一項の指定較正機関（TELEC、インターテックジャパン、キーサイト）が行う較正
- а): Calibration conducted by the National Institute of Information and Communications Technology～NICT～ or a designated calibration agency under Article 102-18 paragraph (1)～ Telecom Engineering Center, Intertek Japan K.K., Keysight Technologies, Inc～.
- ロ: 計量法（平成四年法律第五十一号）第百三十五条 又は第百四十四条 の規定に基づく 校正（JCSS校正）
- б): Correction conducted pursuant to the provisions of Article 135 or Article 144 of the Measurement Law (Law No. 51 of 1992)～Japan Calibration Service System～
- ハ: 外国において行う較正であつて、機構又は第百二条の十八第一項の指定較正機関（TELEC、インターテックジャパン、キーサイト）が行う較正に相当するもの
- с): Calibration conducted in foreign countries, which shall be equivalent to the calibration conducted by the NICT or a designated calibration agency under Article 102-18 paragraph (1)～ Telecom Engineering Center, Intertek Japan K.K., Keysight Technologies, Inc～.
- コ: イからハまでのいずれかに掲げる較正等を受けたものをを用いて行う較正等
- д): Calibration conducted by using other equipment that listed above from а) to с)


6. Uncertainty

Parameter	Uncertainty
Total RF power conducted	0.70 dB
Spurious emissions conducted	0.92 dB
Temperature	0.4 C
Humidity	2%

判定	測定データにおける不確かさの判断とその範囲	
適合	例 A  <p>測定結果と不確かさは与えられた限度値内に入っています。 これを『適合』と呼びます。</p>	
	例 B  <p>完全には、限度値内でも限度値外でもありません。 この場合の適合性については、確実な結論を出すことは出来ません。</p>	
不適合	例 C  <p>完全には、限度値内でも限度値外でもありません。 この場合の適合性については、確実な結論を出すことは出来ません。</p>	
	例 D  <p>測定結果も不確かさも与えられた限度値内に入っていません。 これは『不適合』と呼びます。</p>	

7. Configuration Photographs

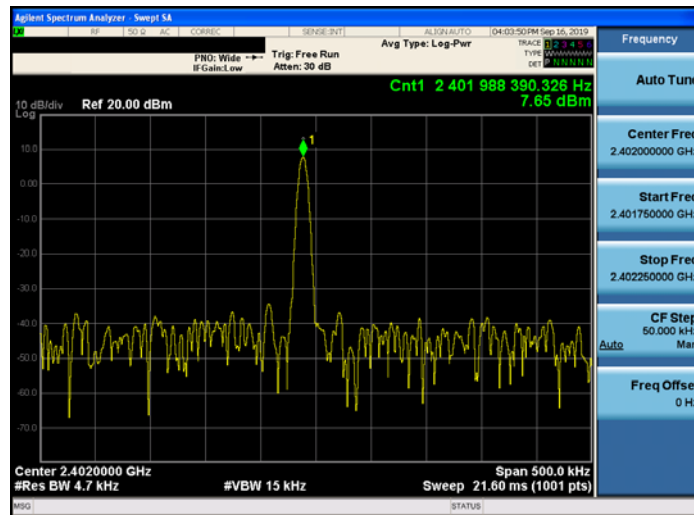
Conducted Measurement Photo



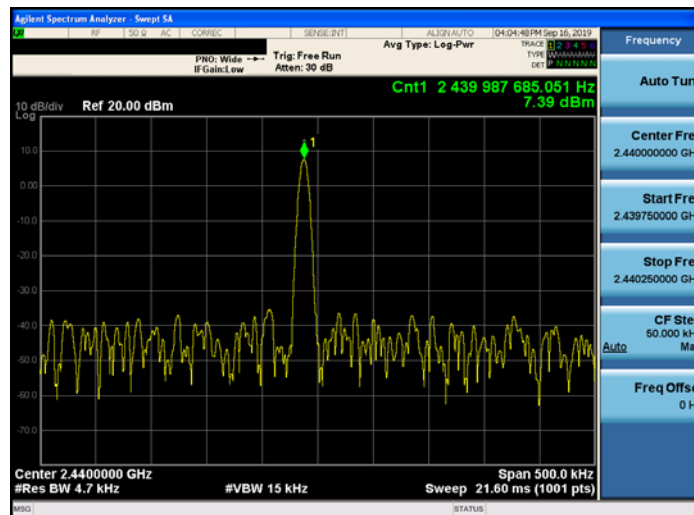
8. Trece Data

8.1 Frequency Tolerance

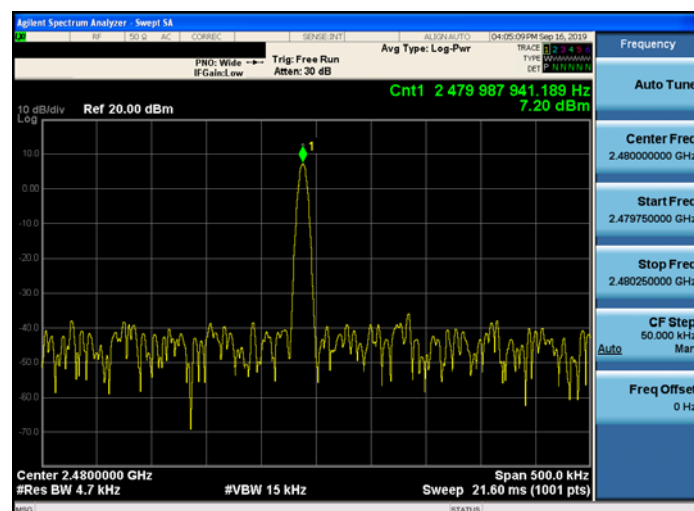
Ch.0: 2402MHz



Ch.19: 2440MHz



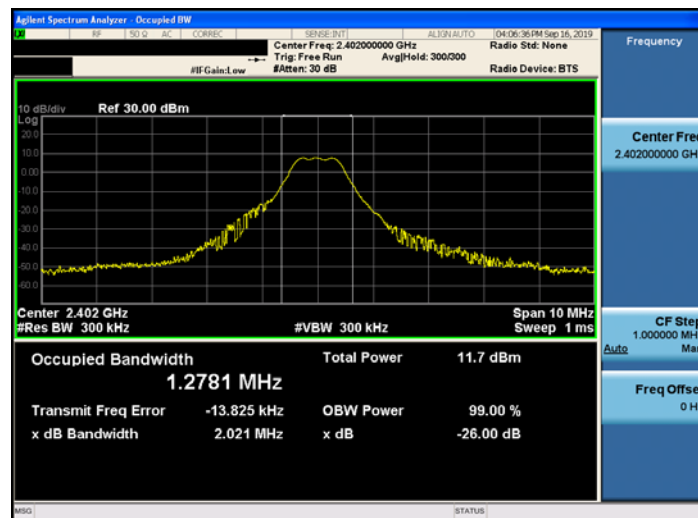
Ch.39: 2480MHz



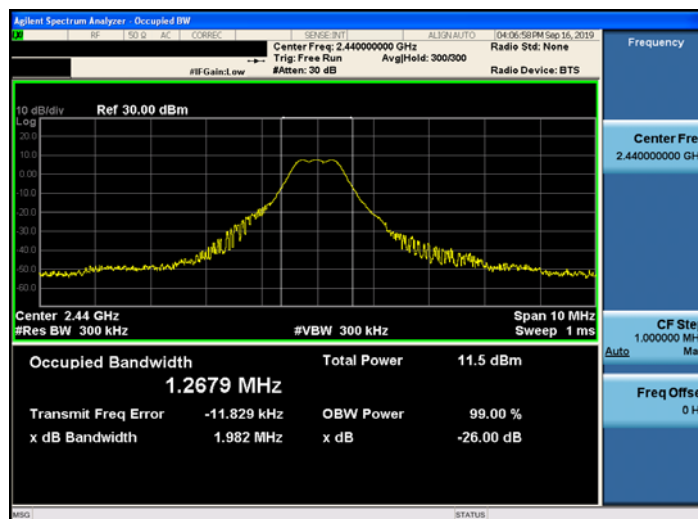
8.2 Occupied and Spread Bandwidth

Ch.0: 2402MHz

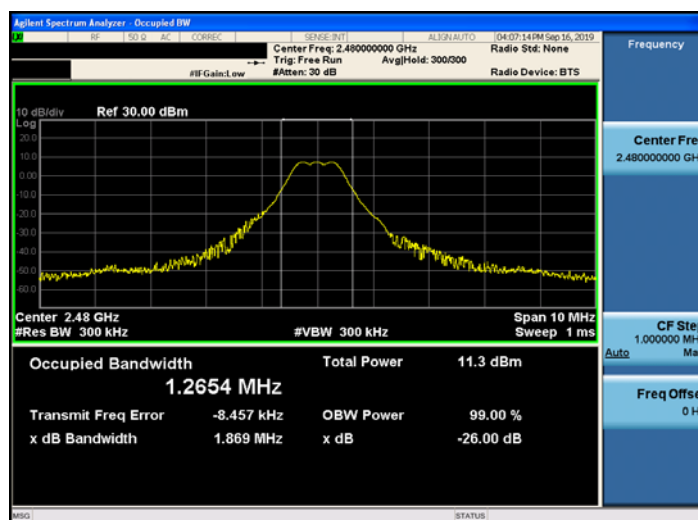
Occupied Bandwidth



Ch.19: 2440MHz



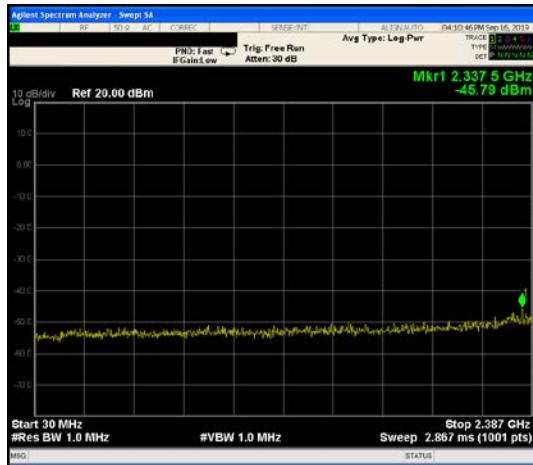
Ch.39: 2480MHz



8.3 Tx Spurious Emission Strength

Ch.0: 2402MHz

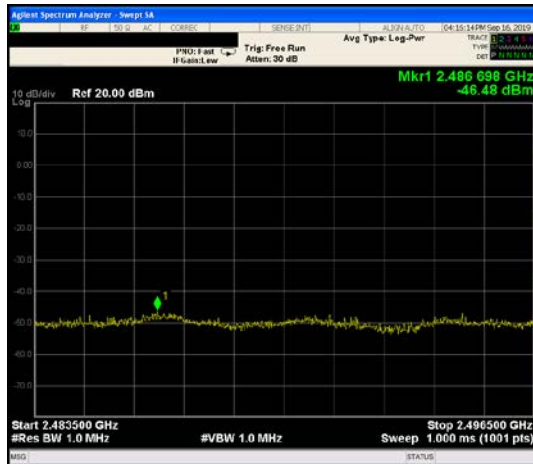
30-2387MHz



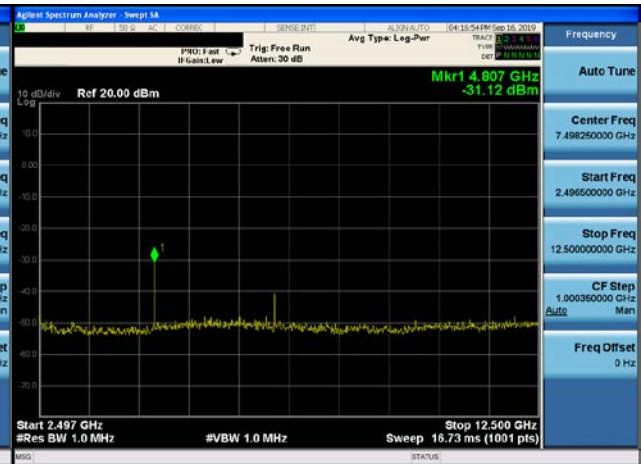
2387-2400MHz



2483.5-2496.5MHz



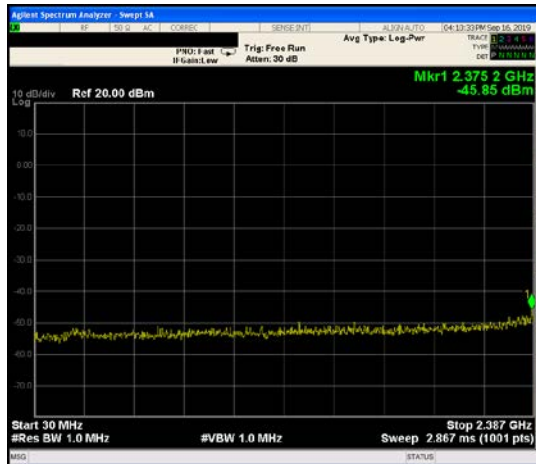
2496.5-12500MHz



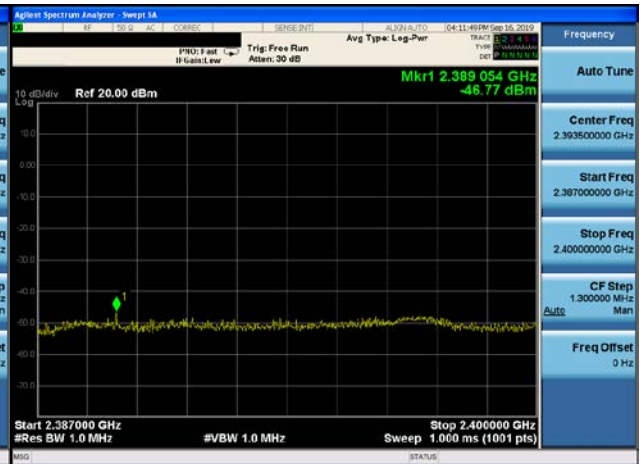
5.3 Tx Spurious Emission Strength(2)

Ch.19: 2440MHz

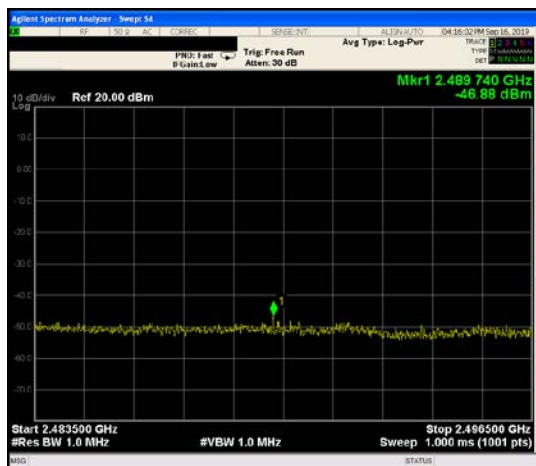
30-2387MHz



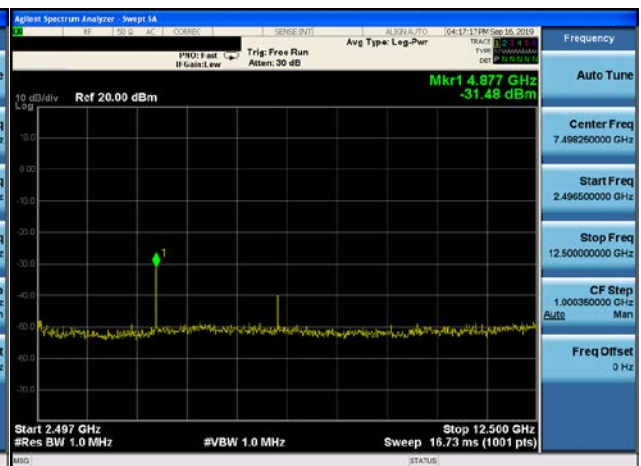
2387-2400MHz



2483.5-2496.5MHz



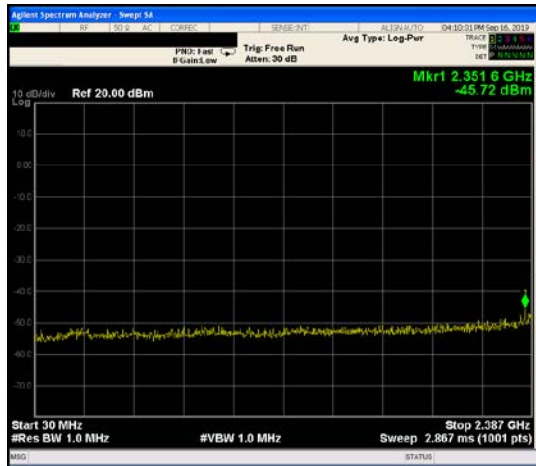
2496.5-12500MHz



5.3 Tx Spurious Emission Strength(3)

Ch.39: 2480MHz

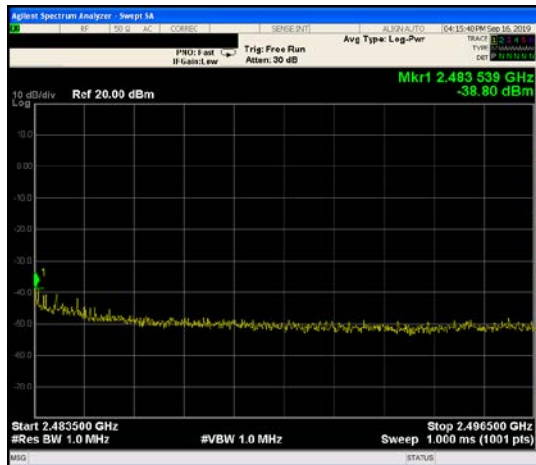
30-2387MHz



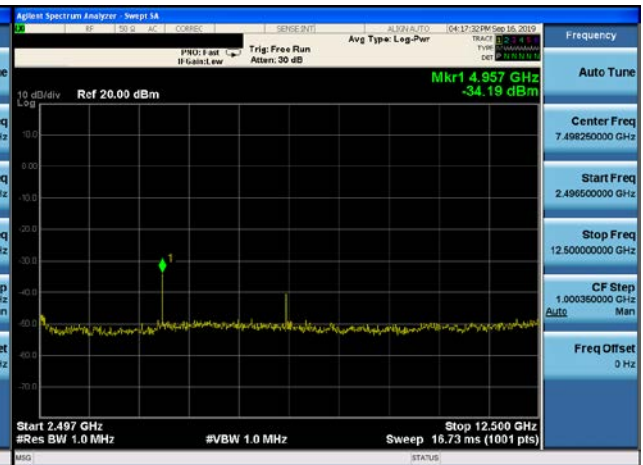
2387-2400MHz



2483.5-2496.5MHz



2496.5-12500MHz




8.4 RF Output Power

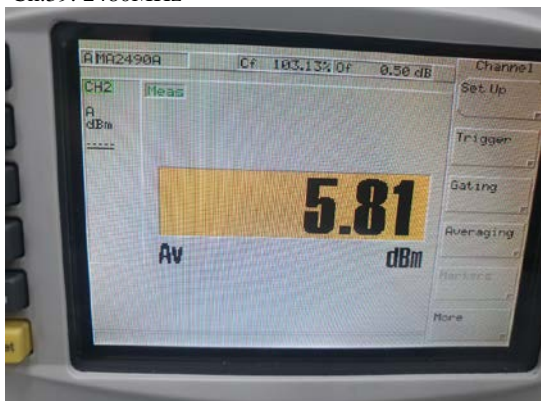
Ch.0: 2402MHz



Ch.19: 2440MHz



Ch.39: 2480MHz



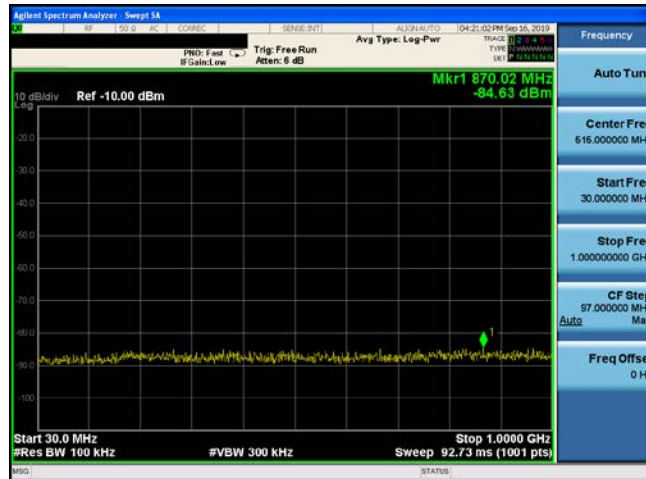
ON/OFF time



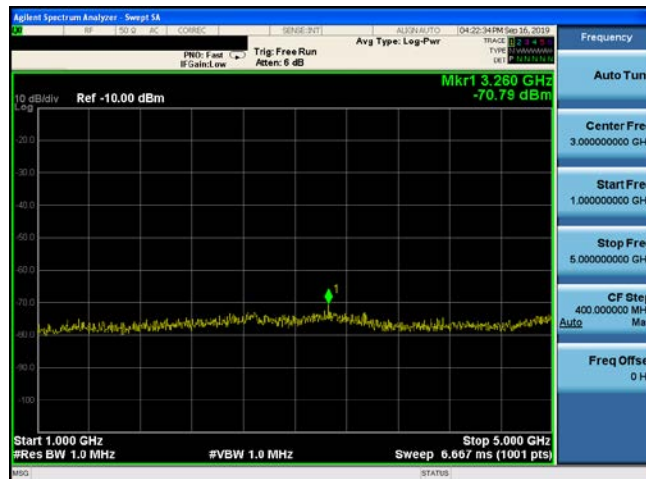
8.5 Rx Spurious Emission Strength

Ch.0: 2402MHz

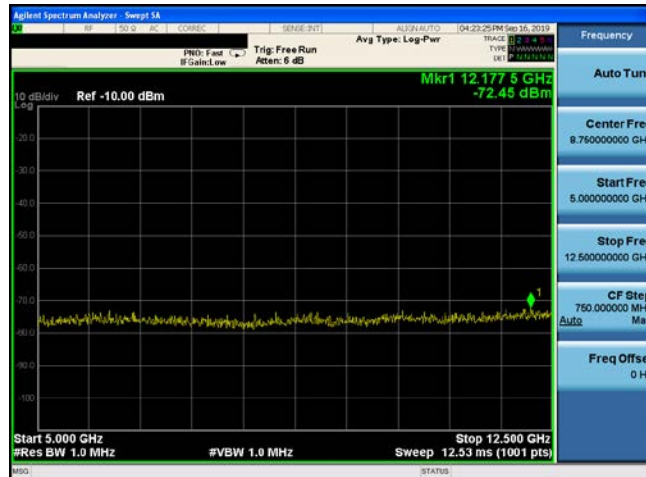
30MHz-1GHz



1-5GHz



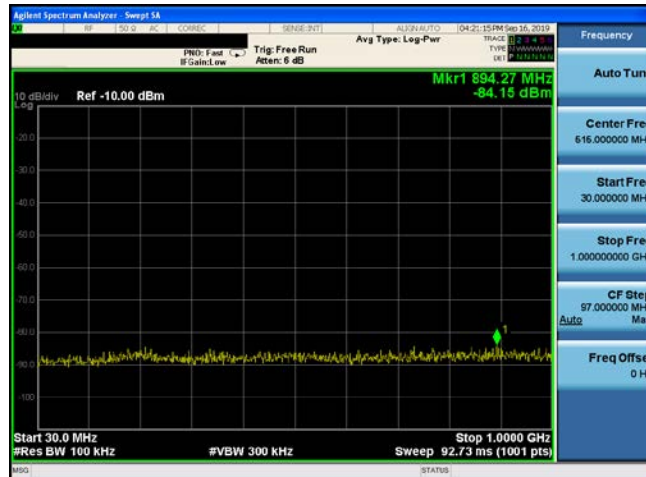
5-12.5GHz



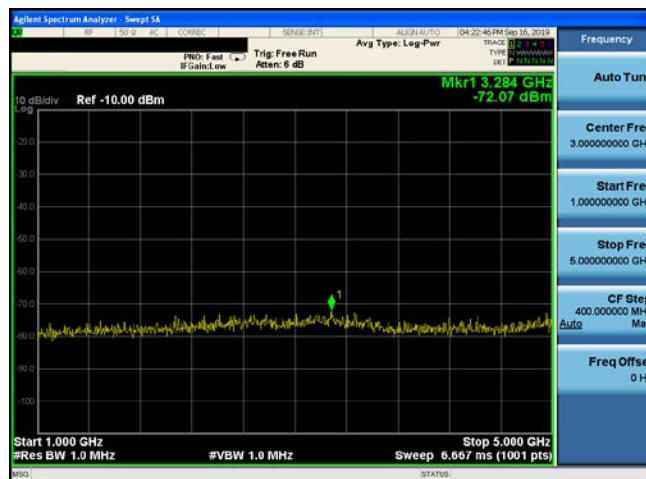
5.5 Rx Spurious Emission Strength(2)

Ch.19: 2440MHz

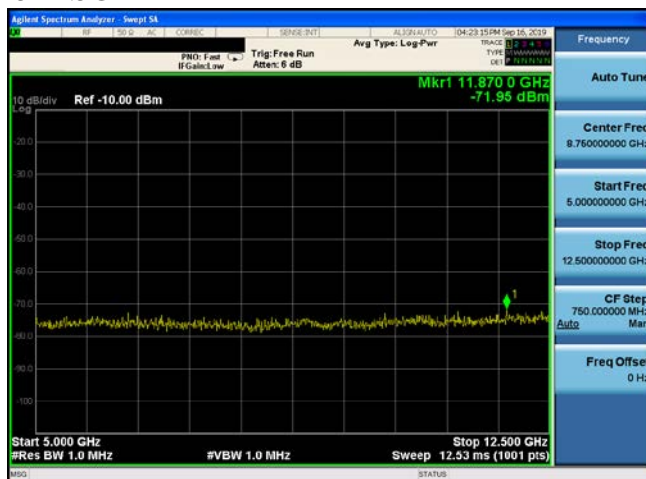
30MHz-1GHz



1-5GHz



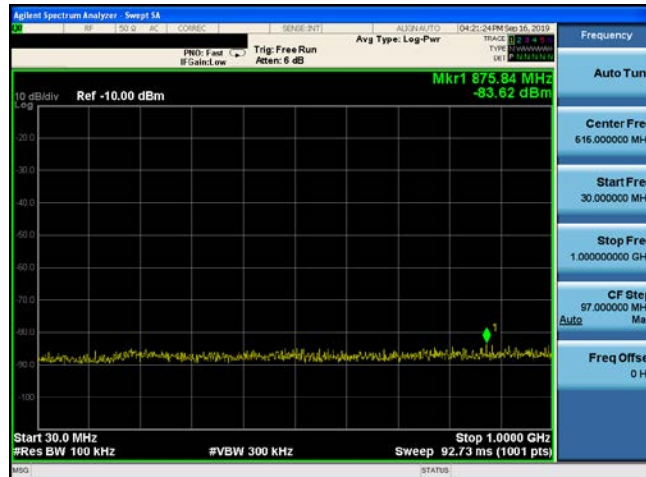
5-12.5GHz



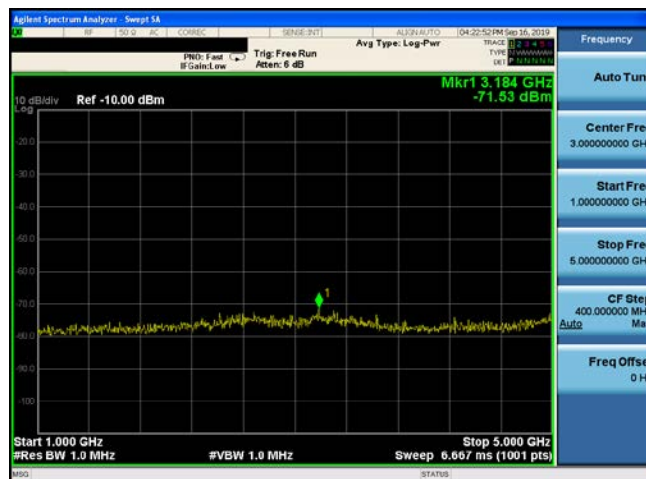
5.5 Rx Spurious Emission Strength(3)

Ch.39: 2480MHz

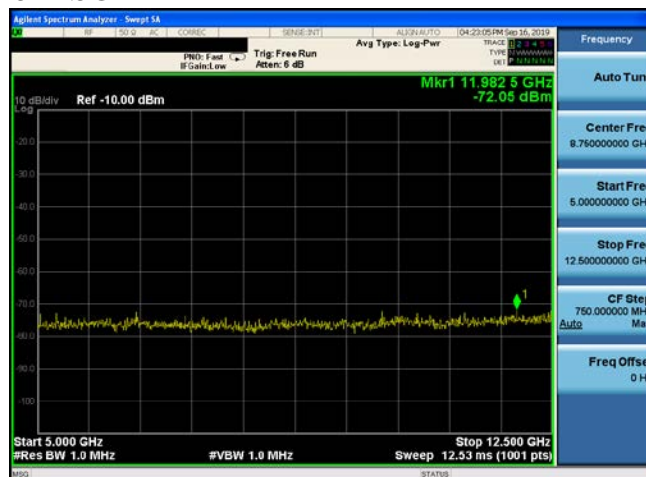
30MHz-1GHz



1-5GHz



5-12.5GHz



9. Laboratory description

1. Location

Name: DT&C Co., Ltd.

Address: 42, Yurim-ro, 154beon-gil, Cheoin-gu, Yongin-si, Gyeonggi-do, Korea 449-935s

Fax: +81-031-321-2855

2. Accreditation and Registration

1) VLAC

Accreditation No.: N/A

2) NVLAP

LAB CODE: N/A

3) BSMI

Laboratory Code: N/A

4) Industry Canada

Site number	Facility	Expiration date
5740A-4	DT&C Co., Ltd.	2020-10-16
-	-	-
-	-	-

5) VCCI Council

Registration number	Expiration date
-	-

6) KOLAS

Registration number	Expiration date
KT393	2021-01-13