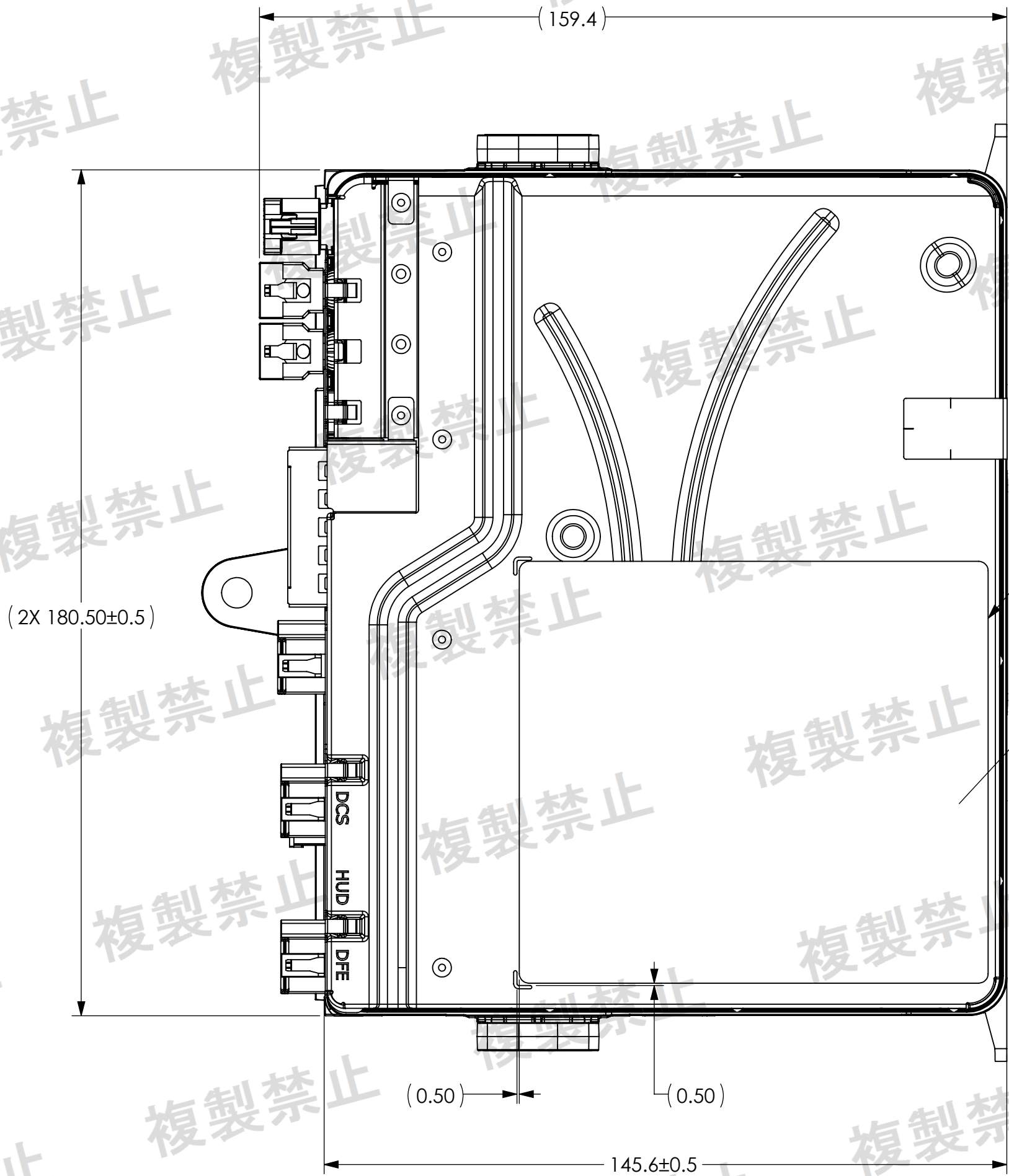


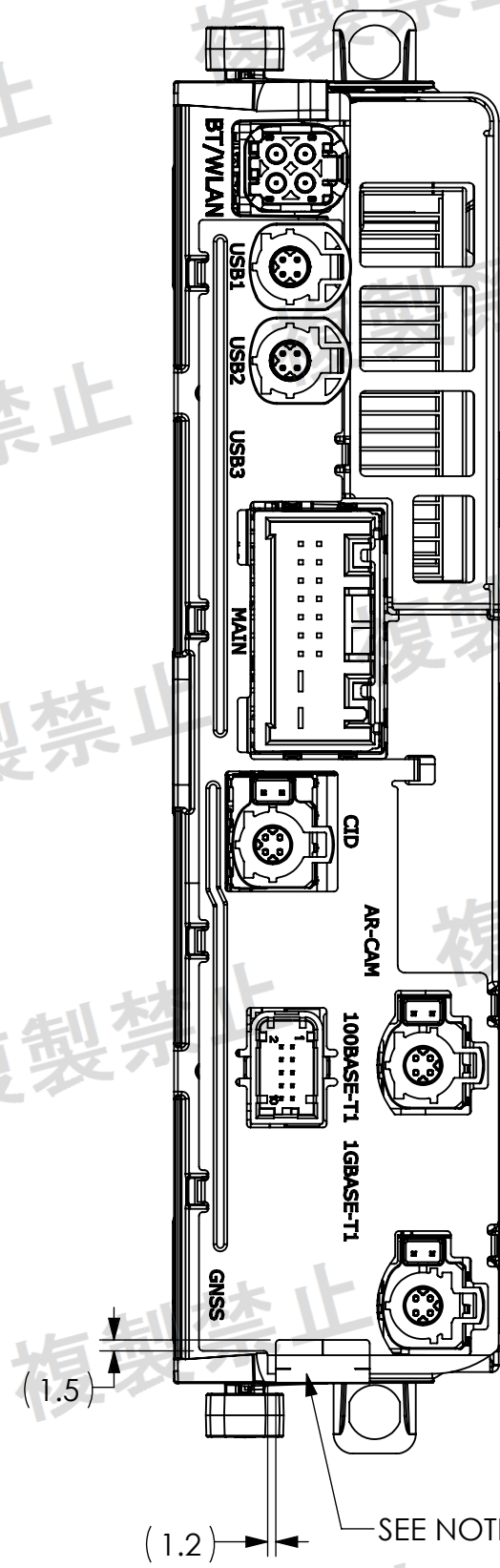
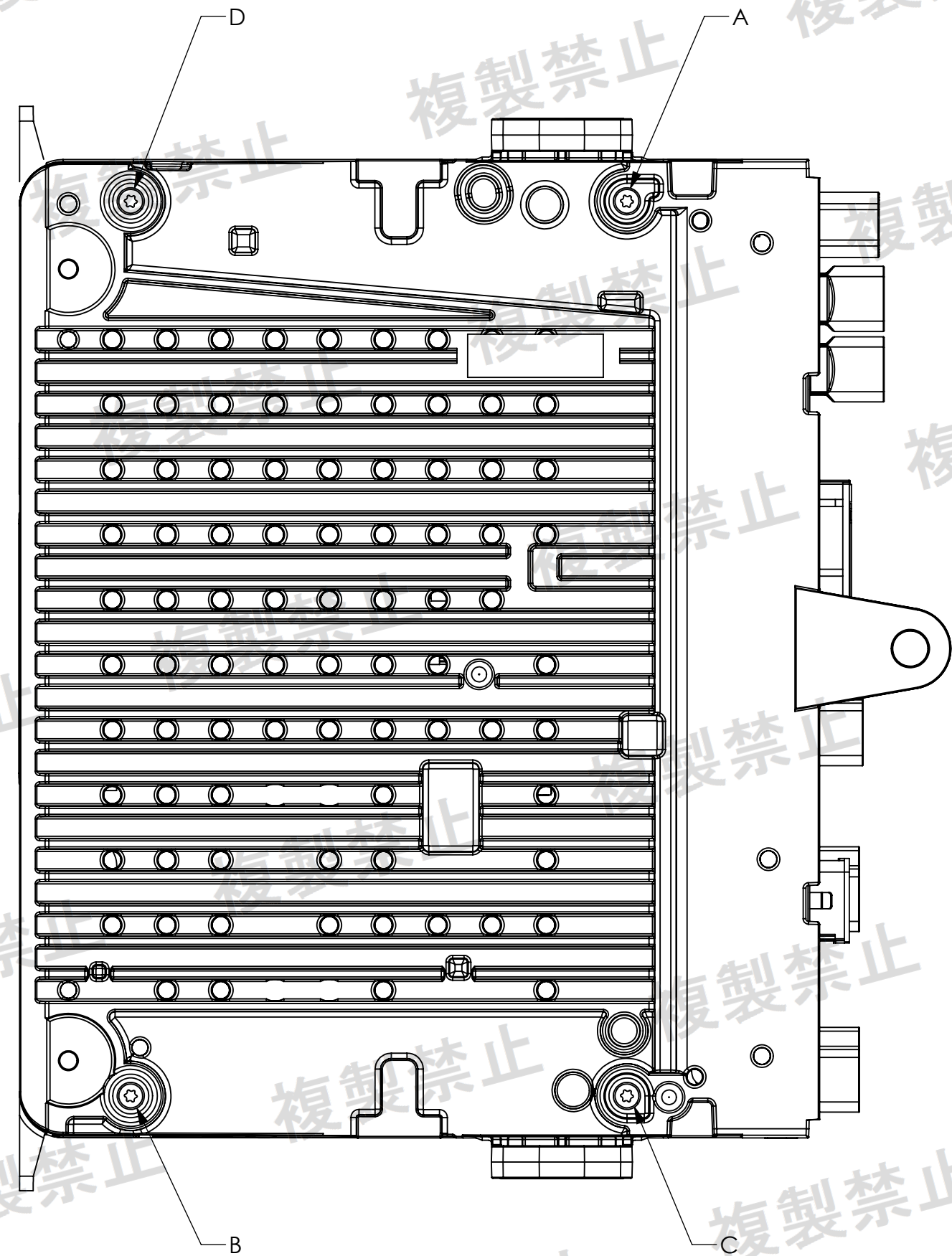
DWG. NO.		SHEET		REV. 1	
015-06228-5X		1			
REVISIONS					
REV	DESCRIPTION			DATE	ECO
2	UPDATE NOTES FOR TORQUE AND REF DWG			12/19/2022	254176
3	REDUCE SCREW TORQUE, MOVE B531 INFO			3/20/2023	258510
A	RELEASE FOR SERIES. UPDATE WEIGHTS.			9/20/2023	268737



LABEL TOP EDGE

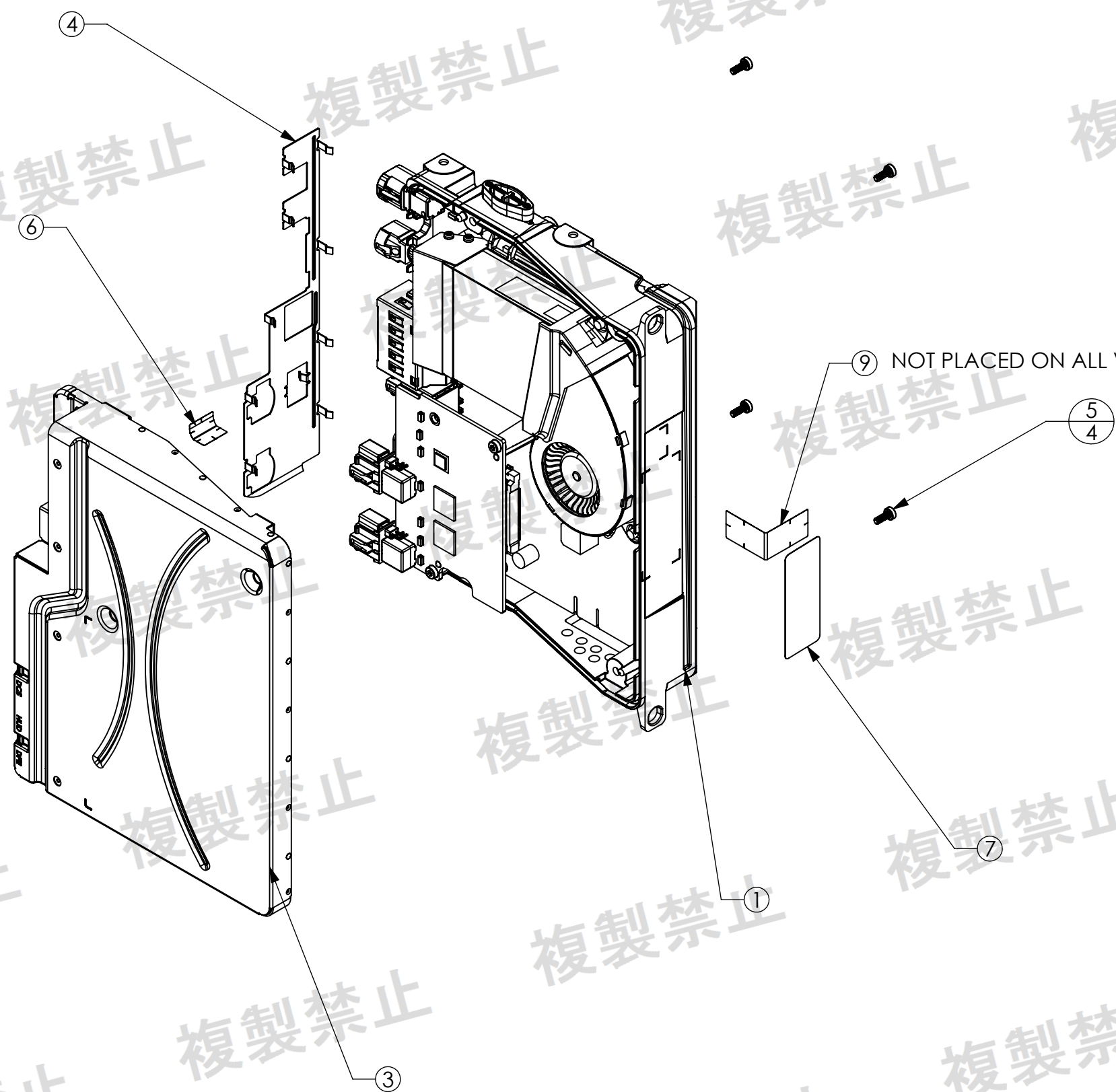
APPLY LABELS WHERE SHOWN

LABEL ALIGNMENT MARK (8 PLACES)



ZONE X

2X 45.0±0.5



NOTES:

- ITEM ⑥ TO BE PLACED AS SHOWN, WRAPPING AROUND SIDE OF UNIT, OVERLAPPING ITEMS ①, ③, AND ④ WITH NO PART OF ITEM ⑥ PROTRUDING INTO CONNECTOR HOLES OR ZONE X.
- ITEM ⑨ (IF LISTED ON BOM) TO BE PLACED AS SHOWN, OVERLAPPING ITEMS ① AND ③.
- TORQUE SCREWS TO  $7 \pm 0.45$  KGf-CM IN THE FOLLOWING SEQUENCE: A -> B -> C -> D FOR CUSTOMER DRAWING, REFER TO 005-01517-10.
- FOR CUSTOMER DRAWING, REFER TO 005-01517-10.

KEY

【IDC23 High 8185 外觀図、配置図】

CONFIDENTIAL This drawing and the associated information are the property of Garmin Ltd. or its subsidiaries and may not be reproduced or used in any manner without the written permission of Garmin Ltd. or its subsidiaries.		<b>GARMIN.</b> Garmin Ltd. or its subsidiaries c/o Garmin International, Inc. 1200 E. 151st Street Olathe, Kansas 66062 USA	
DRAWN MIR	DATE 10/14/2022	TITLE Assy Dwg.Main.IDC23.SMP Top.AutoOEM	
UNLESS OTHERWISE NOTED TOLERANCE XX±0.3 HOLE Ø±0.25±0.08 XX±0.13 ANGLES±1.0° INTERPRET DRAWING PER ASME Y14.5-2009		SOURCE FILES (VERSION NUMBERS ARE AUTOMATICALLY GENERATED): 015-06228-5X.SLDRW ver. 19	
THIRD ANGLE		DWG. NO. 015-06228-5X	REV. A
SIZE D 1:1		SCALE 1:1	SHEET 1 OF 2



## BOTTOM ASSEMBLY

<b>GARMIN®</b>		Garmin Ltd. or its subsidiaries c/o Garmin International, Inc. 1200 E. 151st Street Olathe, Kansas 66062 U.S.A.	
SIZE <b>B</b>	DWG. NO.	016-04747-00	REV. 1
SCALE N/A	SHT. 2 OF 3		