

TEST REPORT

of

ARIB STD-T66

Equipment Under Test : VHOOP
Model Name : VHOOP-100
Applicant : Virfit Corp.
Manufacturer : Virfit Corp.
Date of Receipt : 2017.12.21
Date of Test(s) : 2018.01.02 ~ 2018.03.25
Date of Issue : 2018.03.28

In the configuration tested, the EUT complied with the standards specified above.

Tested By:



Changhyun Song

Date:

2018.03.28

Technical
Manager:



Hyunchae You

Date:

2018.03.28

The results shown in this test report refer only to the sample(s) tested unless otherwise stated. This test report cannot be reproduced, except in full, without prior written permission of the Company. This test report does not assure KOLAS accreditation.

SGS Korea Co., Ltd. (Gunpo Laboratory) 4, LS-ro 182beon-gil, Gunpo-si, Gyeonggi-do, Korea, 15807 <http://www.sgsgroup.kr>

RTT5041-19(2017.07.10)(0)

Tel. +82 31 428 5700 / Fax. +82 31 427 2370

A4(210 mm x 297 mm)

Table of contents

1. General Information -----	3
2. Frequency Tolerance -----	6
3. Occupied Bandwidth (99 %) -----	9
4. Spurious Emission Intensity -----	12
5. Antenna Power -----	16
6. Secondary Radiated Emissions -----	21
7. Test Methodology & Conditions -----	24

The results shown in this test report refer only to the sample(s) tested unless otherwise stated. This test report cannot be reproduced, except in full, without prior written permission of the Company. This test report does not assure KOLAS accreditation.

SGS Korea Co., Ltd. (Gunpo Laboratory) 4, LS-ro 182beon-gil, Gunpo-si, Gyeonggi-do, Korea, 15807 <http://www.sgsgroup.kr>

RTT5041-19(2017.07.10)(0)

Tel. +82 31 428 5700 / Fax. +82 31 427 2370

A4(210 mm x 297 mm)

1. General information

1.1. Testing laboratory

SGS Korea Co., Ltd. (Gunpo Laboratory)

- Wireless Div. 2FL, 10-2, LS-ro 182beon-gil, Gunpo-si, Gyeonggi-do, Korea, 15807

All SGS services are rendered in accordance with the applicable SGS conditions of service available on request and accessible at <http://www.sgs.com/en/Terms-and-Conditions.aspx>.

Phone No. : +82 31 688 0901

Fax No. : +82 31 688 0921

1.2. Details of applicant

Applicant : Virfit Corp.

Address : 1908-ho, Sunkyung-BD, 3, Gongwon-ro, Guro-gu, Seoul

Contact Person : Chul Hwang

Phone No. : +82 2 336 0103

1.3. Details of manufacturer

Company : Same as above

Address : Same as above

1.4. Description of EUT

Kind of Product	VHOOP
Model Name	VHOOP-100
Power Supply	DC 3.7 V
Frequency Range	2 402 MHz ~ 2 480 MHz (Bluetooth Low Energy)
Modulation Technique	GFSK
Number of Channels	40 channels
Rated Output Power	0.07 mW
Antenna Type	Monopole Chip type
Antenna Gain	3.1 dBi

The results shown in this test report refer only to the sample(s) tested unless otherwise stated. This test report cannot be reproduced, except in full, without prior written permission of the Company. This test report does not assure KOLAS accreditation.

SGS Korea Co., Ltd. (Gunpo Laboratory) 4, LS-ro 182beon-gil, Gunpo-si, Gyeonggi-do, Korea, 15807 <http://www.sgsgroup.kr>

1.5. Test Equipment List

Equipment	Manufacturer	Model	Serial No.	Cal. Date	Cal. Authority	Cal. Authority
Spectrum Analyzer	R&S	FSV30	101004	Jun. 21, 2017	SICT	c)
Signal Generator	R&S	SMBV100A	259067	Jun. 15, 2017	SICT	c)
Signal Generator	R&S	SMR40	100272	Jun. 16, 2017	SICT	c)
Attenuator	MCLI	FAS-12-10	1	Jun. 10, 2017	SICT	c)
DC Power Supply	Agilent	U8002A	MY53150029	Jun. 15, 2017	SICT	c)

Note;

- a): Calibration conducted by the National Institute of Information and Communications Technology or a designated calibration agency under Article 102-18 paragraph (1).
- b): Correction conducted pursuant to the provisions of Article 135 or Article 144 of the Measurement Law. (Law No. 51 of 1992)
- c): Calibration conducted in foreign countries, which shall be equivalent to the calibration conducted by the NICT or a designated calibration agency under Article 102-18 paragraph (1).
- d): Calibration conducted by using other equipment that listed above from a) to c).

1.6. Test method

Measurement was conducted by the following test method:

The test method of Ordinance Concerning Technical Regulations Conformity Certification etc. of Specified Radio Equipment in Annex 1, the Ministry of Internal Affairs and Communication notification in Annex 43 of Article 88, Paragraph 1 or the test method more than equivalent.

The results shown in this test report refer only to the sample(s) tested unless otherwise stated. This test report cannot be reproduced, except in full, without prior written permission of the Company. This test report does not assure KOLAS accreditation.

SGS Korea Co., Ltd. (Gunpo Laboratory) 4, LS-ro 182beon-gil, Gunpo-si, Gyeonggi-do, Korea, 15807 <http://www.sgsgroup.kr>

RTT5041-19(2017.07.10)(0)

Tel. +82 31 428 5700 / Fax. +82 31 427 2370

A4(210 mm x 297 mm)

1.7. Summary of test results

The EUT has been tested according to the following specifications:

Applied standard : Radio equipment regulations and ARIB STD-T66		
Article Reference	Test item	Result
STD-T66 3.2	Frequency Tolerance	Complied
STD-T66 3.2	Occupied Bandwidth (99 %)	Complied
STD-T66 3.2	Spurious Emission Intensity	Complied
STD-T66 3.2	Antenna Power	Complied
STD-T66 3.3	Secondary Radiated Emissions	Complied

1.8. Test report revision

Revision	Report number	Date of Issue	Description
0	F690501/RF-RTL012500	2018.03.28	Initial

The results shown in this test report refer only to the sample(s) tested unless otherwise stated. This test report cannot be reproduced, except in full, without prior written permission of the Company. This test report does not assure KOLAS accreditation.

SGS Korea Co., Ltd. (Gunpo Laboratory) 4, LS-ro 182beon-gil, Gunpo-si, Gyeonggi-do, Korea, 15807 <http://www.sgsgroup.kr>

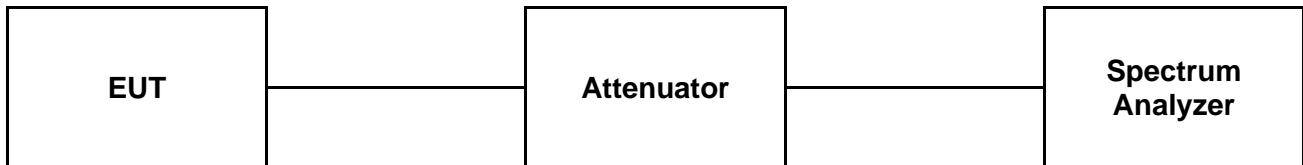
RTT5041-19(2017.07.10)(0)

Tel. +82 31 428 5700 / Fax. +82 31 427 2370

A4(210 mm x 297 mm)

2. Frequency Tolerance

2.1. Test Setup



2.2. Limit

Tolerance of frequency: $\pm 50 \times 10^{-6}$ or less.

2.3. Test procedure

1. Connect transmitter output to the spectrum analyzer input port.
2. The EUT should be transmitting at low, middle and high channels.
3. Set the spectrum analyzer as below;

Center frequency:	2 402 MHz, 2 442 MHz, 2 480 MHz (Bluetooth Low Energy)
Span:	1 MHz
RBW:	10 kHz
VBW:	10 kHz
Sweep time:	Auto
Sweep data points:	1001 or greater
Detector mode:	Positive peak
Indication mode:	Max hold

4. Find the peak carrier signal and measure its frequency.

The results shown in this test report refer only to the sample(s) tested unless otherwise stated. This test report cannot be reproduced, except in full, without prior written permission of the Company. This test report does not assure KOLAS accreditation.

SGS Korea Co., Ltd. (Gunpo Laboratory) 4, LS-ro 182beon-gil, Gunpo-si, Gyeonggi-do, Korea, 15807 <http://www.sgsgroup.kr>

RTT5041-19(2017.07.10)(0)

Tel. +82 31 428 5700 / Fax. +82 31 427 2370

A4(210 mm x 297 mm)

2.4. Test result

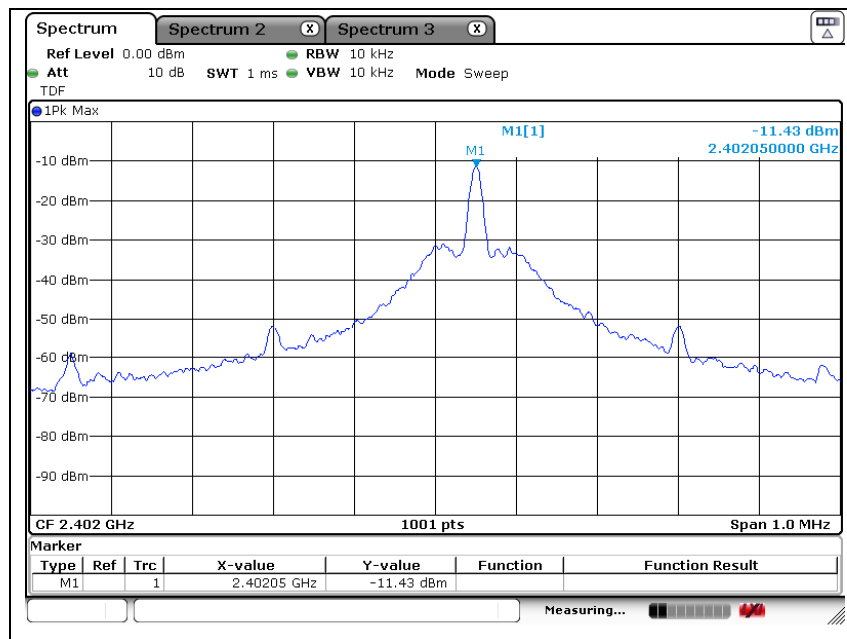
Ambient temperature : (23 ± 1) °C
Relative humidity : 47 % R.H.

Test voltage (V _{d.c.})	Measured frequency (MHz)	Reading frequency (MHz)	Frequency tolerance [ppm]
V _{nom} = 3.7	Low Ch. (2 402)	2 402.0500	20.82
	Middle Ch. (2 442)	2 442.0509	20.84
	High Ch. (2 480)	2 480.0519	20.93

Note;

1. FT (ppm) = [(RF-MF)/MF] × 10⁶
- FT: Frequency Tolerance, RF: Reading Frequency and MF: Measurement Frequency

Low channel



The results shown in this test report refer only to the sample(s) tested unless otherwise stated. This test report cannot be reproduced, except in full, without prior written permission of the Company. This test report does not assure KOLAS accreditation.

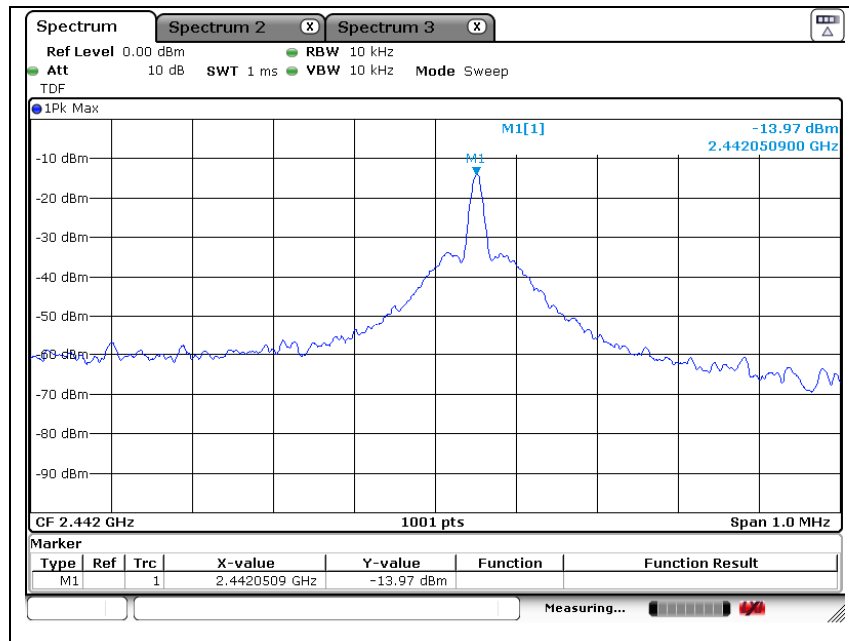
SGS Korea Co., Ltd. (Gunpo Laboratory) 4, LS-ro 182beon-gil, Gunpo-si, Gyeonggi-do, Korea, 15807 <http://www.sgsgroup.kr>

RTT5041-19(2017.07.10)(0)

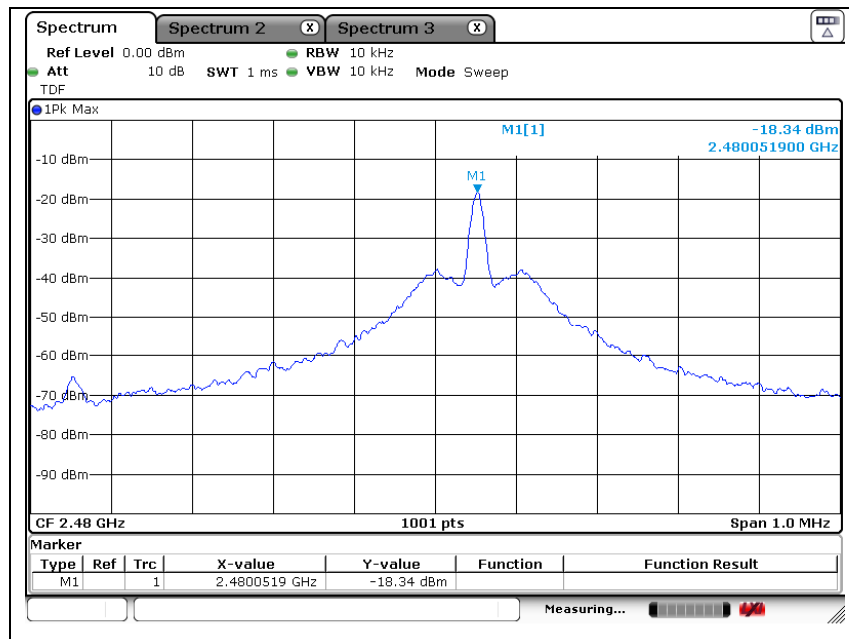
Tel. +82 31 428 5700 / Fax. +82 31 427 2370

A4(210 mm x 297 mm)

Middle channel



High channel



The results shown in this test report refer only to the sample(s) tested unless otherwise stated. This test report cannot be reproduced, except in full, without prior written permission of the Company. This test report does not assure KOLAS accreditation.

SGS Korea Co., Ltd. (Gunpo Laboratory) 4, LS-ro 182beon-gil, Gunpo-si, Gyeonggi-do, Korea, 15807 <http://www.sgsgroup.kr>

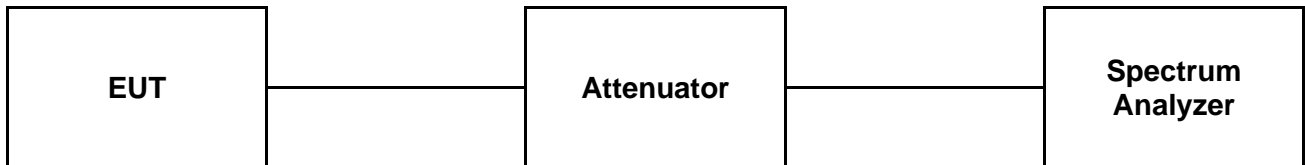
RTT5041-19(2017.07.10)(0)

Tel. +82 31 428 5700 / Fax. +82 31 427 2370

A4(210 mm x 297 mm)

3. Occupied Bandwidth (99 %)

3.1. Test Setup



3.2. Limit

26 MHz or less

3.3. Test Procedure

1. Connect transmitter output to the spectrum analyzer input port.
2. Measure the signal bandwidth using a spectrum analyzer.
3. Set the spectrum analyzer as below;

Center frequency: 2 402 MHz, 2 442 MHz, 2 480 MHz
 Span: 10 MHz
 RBW: 300 kHz
 VBW: 300 kHz
 Sweep time: Auto
 Sweep data points: 1001 or greater
 Detector mode: Positive peak
 Indication mode: Max hold
 BW setting: 99 %

The results shown in this test report refer only to the sample(s) tested unless otherwise stated. This test report cannot be reproduced, except in full, without prior written permission of the Company. This test report does not assure KOLAS accreditation.

SGS Korea Co., Ltd. (Gunpo Laboratory) 4, LS-ro 182beon-gil, Gunpo-si, Gyeonggi-do, Korea, 15807 <http://www.sgsgroup.kr>

RTT5041-19(2017.07.10)(0)

Tel. +82 31 428 5700 / Fax. +82 31 427 2370

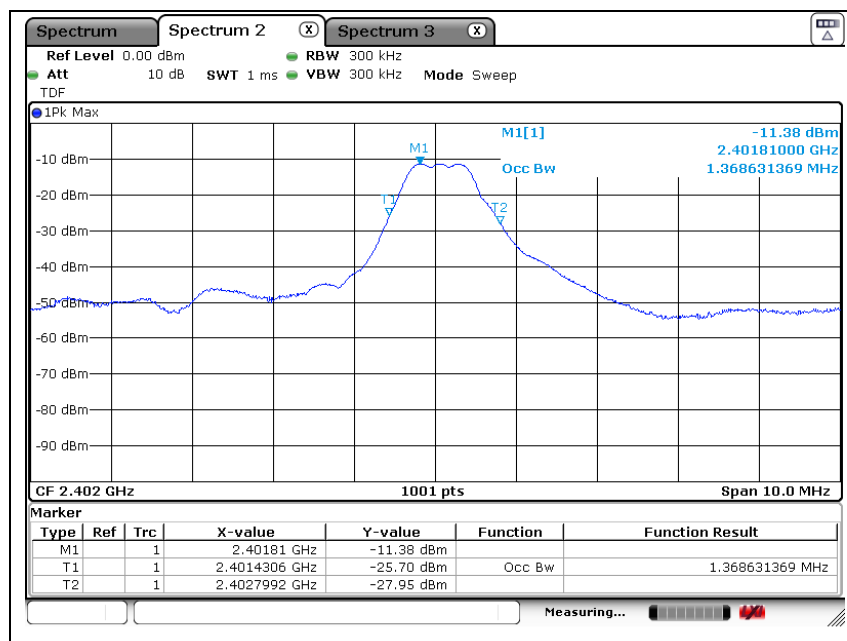
A4(210 mm x 297 mm)

3.4. Test result

Ambient temperature : (23 ± 1) °C
Relative humidity : 47 % R.H.

Test voltage (V _{d.c.})	Measured frequency (MHz)	Occupied bandwidth (MHz)
V _{min} = 3.7	Low Ch. (2 402)	1.369
	Middle Ch. (2 442)	1.379
	High Ch. (2 480)	1.339

Low channel



The results shown in this test report refer only to the sample(s) tested unless otherwise stated. This test report cannot be reproduced, except in full, without prior written permission of the Company. This test report does not assure KOLAS accreditation.

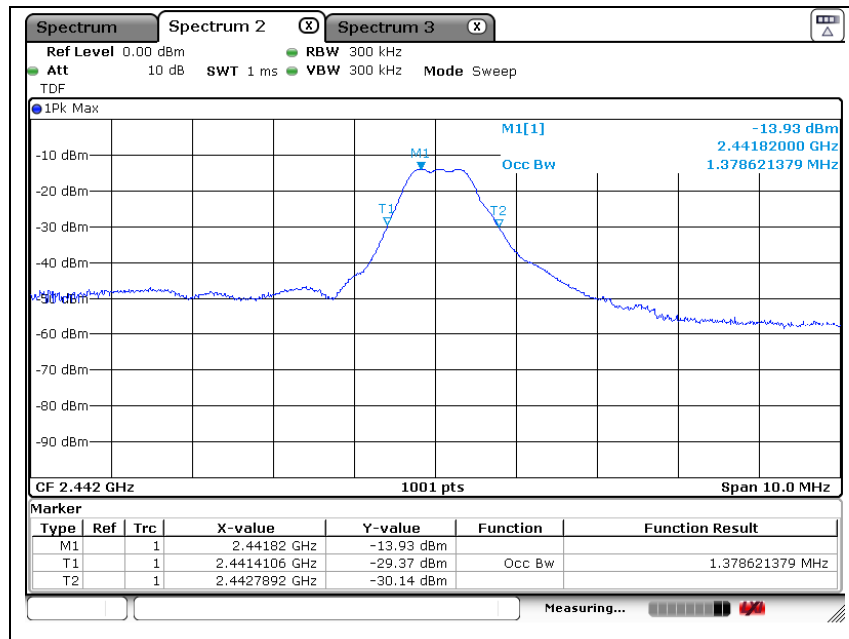
SGS Korea Co., Ltd. (Gunpo Laboratory) 4, LS-ro 182beon-gil, Gunpo-si, Gyeonggi-do, Korea, 15807 <http://www.sgsgroup.kr>

RTT5041-19(2017.07.10)(0)

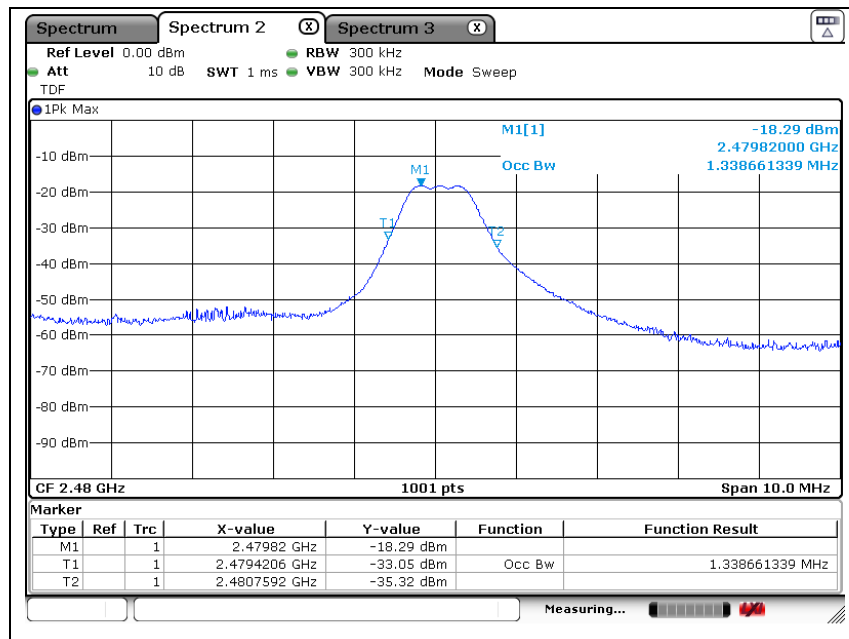
Tel. +82 31 428 5700 / Fax. +82 31 427 2370

A4(210 mm x 297 mm)

Middle channel



High channel



The results shown in this test report refer only to the sample(s) tested unless otherwise stated. This test report cannot be reproduced, except in full, without prior written permission of the Company. This test report does not assure KOLAS accreditation.

SGS Korea Co., Ltd. (Gunpo Laboratory) 4, LS-ro 182beon-gil, Gunpo-si, Gyeonggi-do, Korea, 15807 <http://www.sgsgroup.kr>

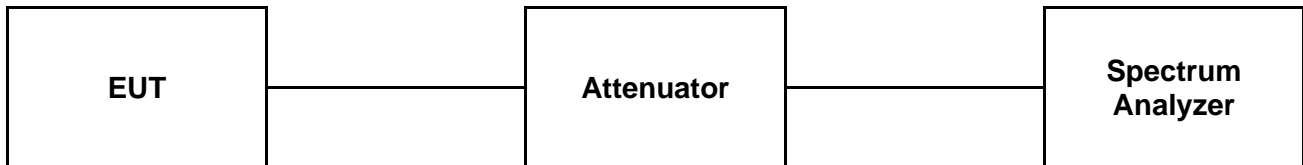
RTT5041-19(2017.07.10)(0)

Tel. +82 31 428 5700 / Fax. +82 31 427 2370

A4(210 mm x 297 mm)

4. Spurious Emission Intensity

4.1. Test Setup



4.2. Limit

Below 2 387 MHz:	2.5 μ W (-26 dB m)/MHz or less
2 387 to 2 400 MHz:	25.0 μ W (-16 dB m)/MHz or less
2 483.5 to 2 496.5 MHz:	25.0 μ W (-16 dB m)/MHz or less
Over 2 496.5 MHz:	2.5 μ W (-26 dB m)/MHz or less

4.3. Test Procedure

1. Connect transmitter output to the spectrum analyzer input port.

2. Configure the EUT

- Test channels: low, middle, high

Frequency range:	30 MHz to 12.5 GHz, except for 2 400 MHz to 2 483.5 MHz
RBW:	1 MHz
VBW:	1 MHz
Sweep time:	Minimum time required to make an accurate measurement
Sweep data points:	1001 or greater
Detector mode:	Positive peak
Indication mode:	Max hold (see note)

Note: Sweep shall be repeated until the max hold waveform is stable.

Search for spurious emissions from 30 MHz to 12.5 GHz.

The results shown in this test report refer only to the sample(s) tested unless otherwise stated. This test report cannot be reproduced, except in full, without prior written permission of the Company. This test report does not assure KOLAS accreditation.

SGS Korea Co., Ltd. (Gunpo Laboratory) 4, LS-ro 182beon-gil, Gunpo-si, Gyeonggi-do, Korea, 15807 <http://www.sgsgroup.kr>

RTT5041-19(2017.07.10)(0)

Tel. +82 31 428 5700 / Fax. +82 31 427 2370

A4(210 mm x 297 mm)

4.4. Test result

Ambient temperature : (23 ± 1) °C

Relative humidity : 47 % R.H.

Test voltage (V _{d.c.})	Frequency range (MHz)	Measured	Low Ch. (2 402 MHz)	Middle Ch. (2 442 MHz)	High Ch. (2 480 MHz)	Limit
V _{min} = 3.7	Below 2 387	Frequency (GHz)	2.378	1.221	1.240	-
		Level (μW/MHz)	0.009 376	0.007 691	0.007 112	2.5
		Level (dB m/MHz)	-50.28	-51.14	-51.48	-26
	2 387 to 2 400	Frequency (GHz)	2.399	2.394	2.394	-
		Level (μW/MHz)	0.066 222	0.002 128	0.001 803	25
		Level (dB m/MHz)	-41.79	-56.72	-57.44	-16
	2 483.5 to 2 496.5	Frequency (GHz)	2.493	2.484	2.496	-
		Level (μW/MHz)	0.002 350	0.001 795	0.011 402	25
		Level (dB m/MHz)	-56.29	-57.46	-49.43	-16
	Above 2 496.5	Frequency (GHz)	4.805	4.884	4.961	-
		Level (μW/MHz)	0.028 708	0.029 580	0.024 491	2.5
		Level (dB m/MHz)	-45.42	-45.29	-46.11	-26

The results shown in this test report refer only to the sample(s) tested unless otherwise stated. This test report cannot be reproduced, except in full, without prior written permission of the Company. This test report does not assure KOLAS accreditation.

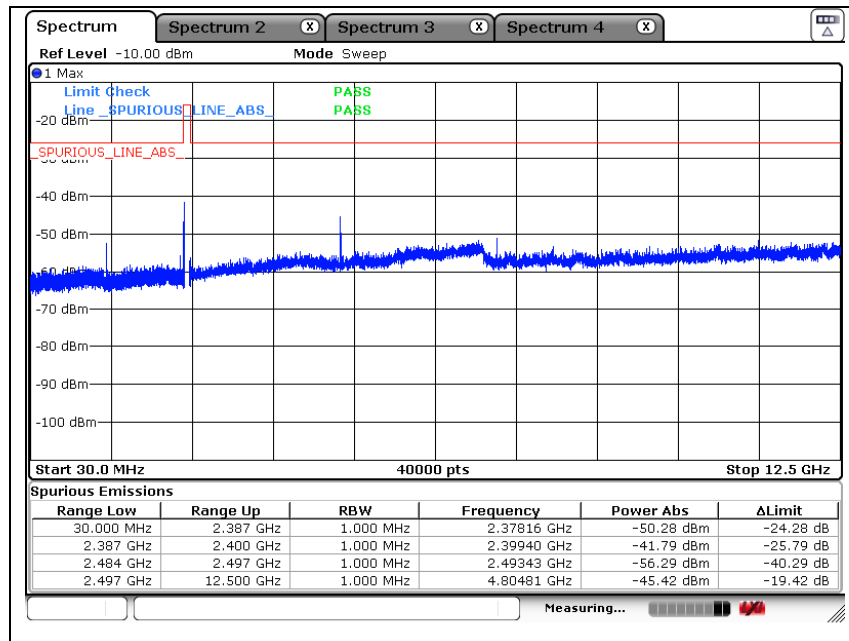
SGS Korea Co., Ltd. (Gunpo Laboratory) 4, LS-ro 182beon-gil, Gunpo-si, Gyeonggi-do, Korea, 15807 <http://www.sgsgroup.kr>

RTT5041-19(2017.07.10)(0)

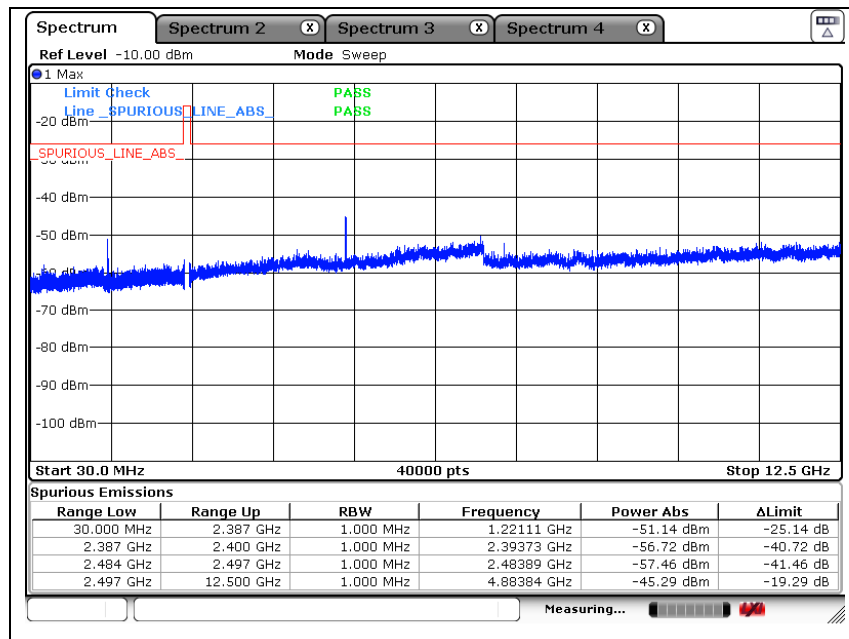
Tel. +82 31 428 5700 / Fax. +82 31 427 2370

A4(210 mm × 297 mm)

Low channel



Middle channel



The results shown in this test report refer only to the sample(s) tested unless otherwise stated. This test report cannot be reproduced, except in full, without prior written permission of the Company. This test report does not assure KOLAS accreditation.

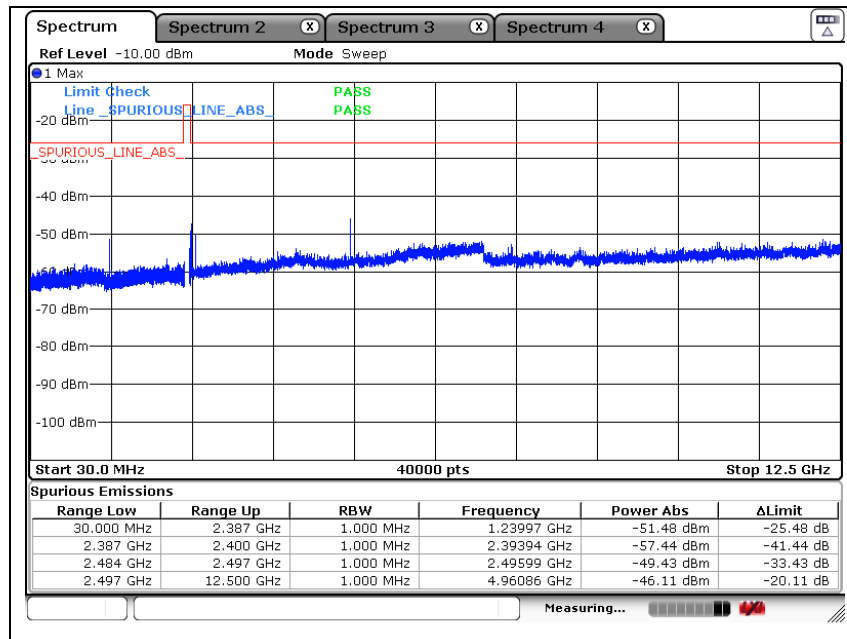
SGS Korea Co., Ltd. (Gunpo Laboratory) 4, LS-ro 182beon-gil, Gunpo-si, Gyeonggi-do, Korea, 15807 <http://www.sgsgroup.kr>

RTT5041-19(2017.07.10)(0)

Tel. +82 31 428 5700 / Fax. +82 31 427 2370

A4(210 mm x 297 mm)

High channel

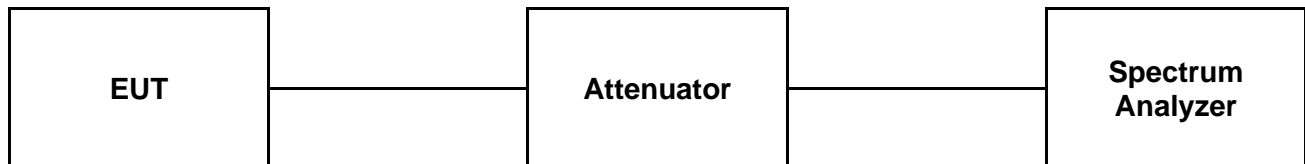


The results shown in this test report refer only to the sample(s) tested unless otherwise stated. This test report cannot be reproduced, except in full, without prior written permission of the Company. This test report does not assure KOLAS accreditation.

SGS Korea Co., Ltd. (Gunpo Laboratory) 4, LS-ro 182beon-gil, Gunpo-si, Gyeonggi-do, Korea, 15807 <http://www.sgsgroup.kr>

5. Antenna Power

5.1. Test setup



5.2. Limit

The difference between measured output power and the rated output power shall be within a tolerance of +20 % to -80 %. In addition, the rated output power shall not be over the limits shown below.

Limit (rated output power, upper limit)

- 10 mW or less

5.3. Test procedure

1. Connect transmitter output to the spectrum analyzer input port.
2. Configure the spectrum analyzer as below;

[Setting 1] Search for peak power frequency

Center frequency: 2 402 MHz, 2 442 MHz, 2 480 MHz
 Span: 10 MHz
 RBW: 1 MHz
 VBW: 3 MHz
 Sweep time: Auto
 Sweep data points: 1001 or greater
 Detector mode: Positive peak
 Indication mode: Max hold

Find the frequency of maximum transmitted power.

[Setting 2] Measurement of average antenna power for LE

Frequency: Frequency of peak power found using [setting1]
 Span: 0 Hz
 RBW: 3 MHz
 VBW: 3 MHz
 Sweep: Minimum time required to make an accurate measurement.
 For burst type (intermittent) transmission, sweep time shall be greater than one burst Interval.
 Sweep data points: 1001 or greater
 Detector mode: Sample

Measure the Average Burst Power of the frequency.

The results shown in this test report refer only to the sample(s) tested unless otherwise stated. This test report cannot be reproduced, except in full, without prior written permission of the Company. This test report does not assure KOLAS accreditation.

SGS Korea Co., Ltd. (Gunpo Laboratory) 4, LS-ro 182beon-gil, Gunpo-si, Gyeonggi-do, Korea, 15807 <http://www.sgsgroup.kr>

RTT5041-19(2017.07.10)(0)

Tel. +82 31 428 5700 / Fax. +82 31 427 2370

A4(210 mm x 297 mm)

5.4. Test result

Ambient temperature : (23 ± 1) °C

Relative humidity : 47 % R.H.

Test voltage (V _{d.c.})	Channel	Antenna gain (dB i)	Rated Output Power		E.I.R.P. (dB m)	Average Burst Power		Power Tolerance (%)
V _{min} = 3.7	Low Ch. (2 402 MHz)	3.1	0.07 mW	-11.55 dB m	-8.45	0.07 mW	-11.39 dB m	0
	Middle Ch. (2 442 MHz)	3.1	0.07 mW	-11.55 dB m	-8.45	0.04 mW	-13.98 dB m	-42.86
	High Ch. (2 480 MHz)	3.1	0.07 mW	-11.55 dB m	-8.45	0.02 mW	-18.18 dB m	-71.43

Note;

Antenna Power (mW) = Average Burst Power (mW)

Power Tolerance (%) = {[Antenna Power (mW) - Rated Output Power (mW)] ÷ Rated Output Power (mW)} × 100

The results shown in this test report refer only to the sample(s) tested unless otherwise stated. This test report cannot be reproduced, except in full, without prior written permission of the Company. This test report does not assure KOLAS accreditation.

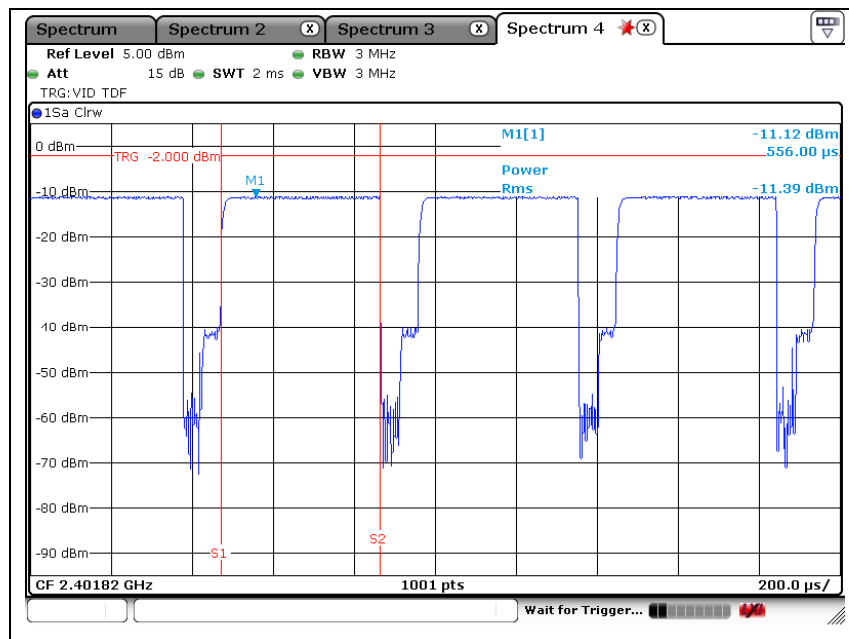
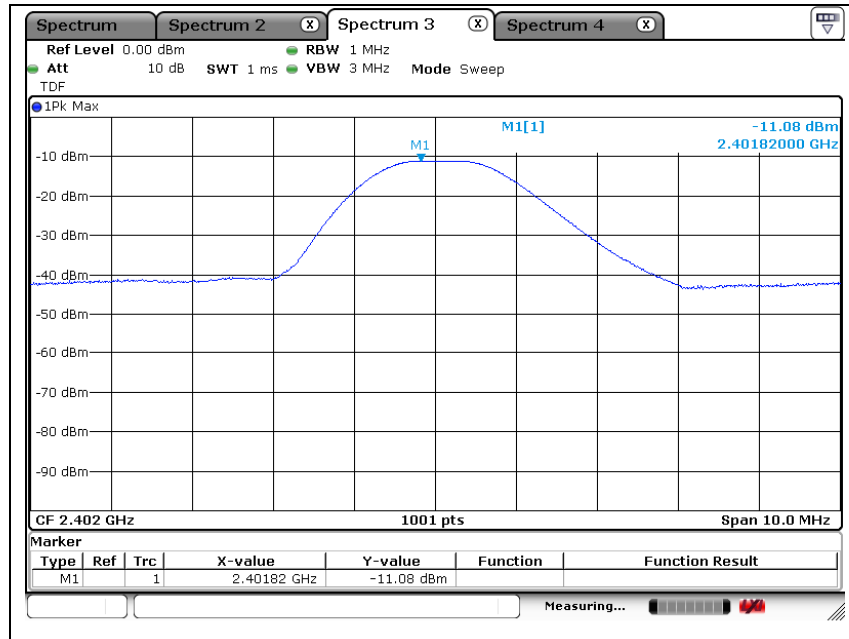
SGS Korea Co., Ltd. (Gunpo Laboratory) 4, LS-ro 182beon-gil, Gunpo-si, Gyeonggi-do, Korea, 15807 <http://www.sgsgroup.kr>

RTT5041-19(2017.07.10)(0)

Tel. +82 31 428 5700 / Fax. +82 31 427 2370

A4(210 mm × 297 mm)

Low channel



The results shown in this test report refer only to the sample(s) tested unless otherwise stated. This test report cannot be reproduced, except in full, without prior written permission of the Company. This test report does not assure KOLAS accreditation.

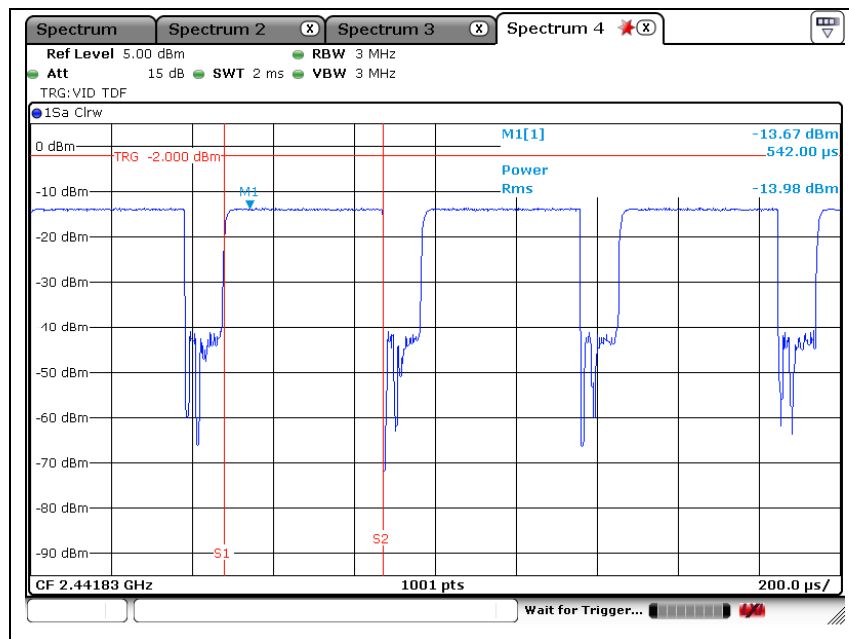
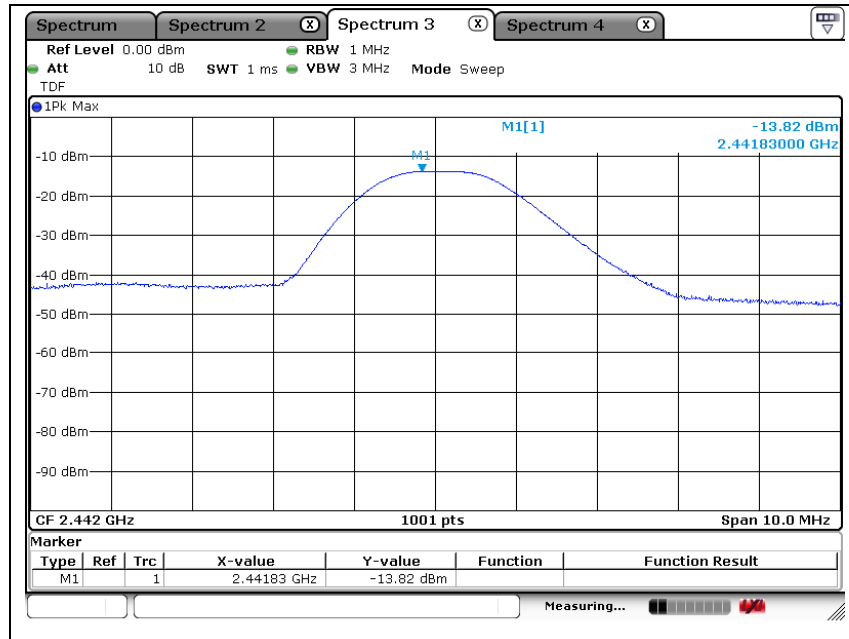
SGS Korea Co., Ltd. (Gunpo Laboratory) 4, LS-ro 182beon-gil, Gunpo-si, Gyeonggi-do, Korea, 15807 <http://www.sgsgroup.kr>

RTT5041-19(2017.07.10)(0)

Tel. +82 31 428 5700 / Fax. +82 31 427 2370

A4(210 mm x 297 mm)

Middle channel



The results shown in this test report refer only to the sample(s) tested unless otherwise stated. This test report cannot be reproduced, except in full, without prior written permission of the Company. This test report does not assure KOLAS accreditation.

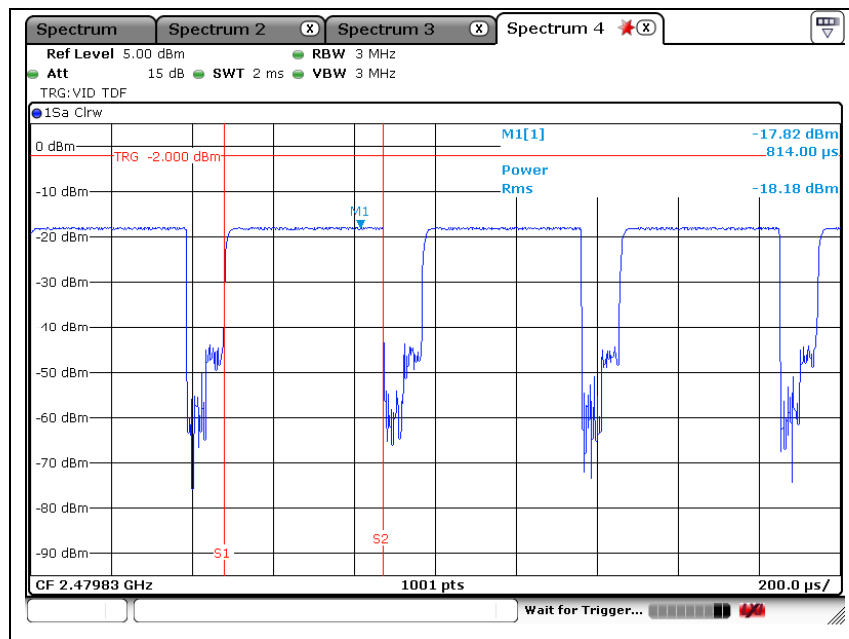
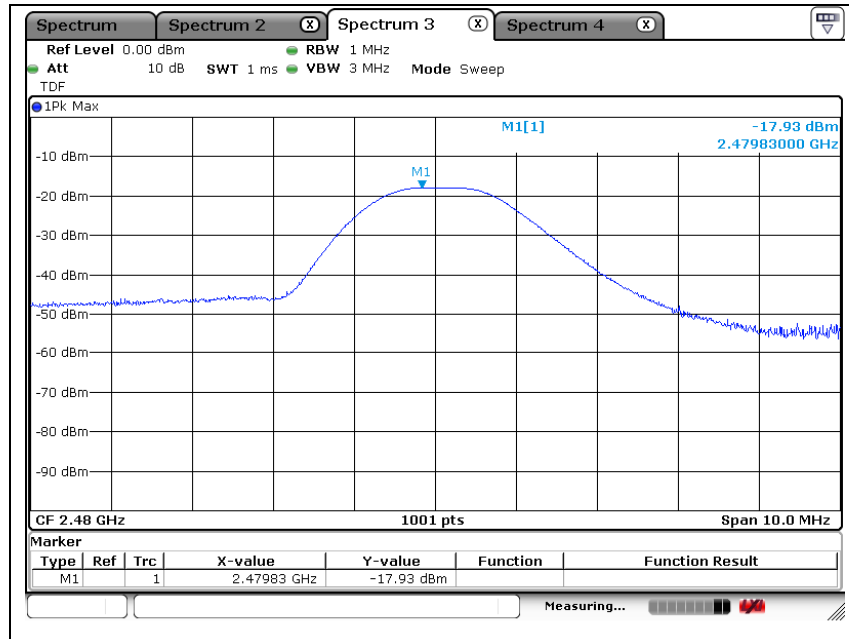
SGS Korea Co., Ltd. (Gunpo Laboratory) 4, LS-ro 182beon-gil, Gunpo-si, Gyeonggi-do, Korea, 15807 <http://www.sgsgroup.kr>

RTT5041-19(2017.07.10)(0)

Tel. +82 31 428 5700 / Fax. +82 31 427 2370

A4(210 mm x 297 mm)

High channel



The results shown in this test report refer only to the sample(s) tested unless otherwise stated. This test report cannot be reproduced, except in full, without prior written permission of the Company. This test report does not assure KOLAS accreditation.

SGS Korea Co., Ltd. (Gunpo Laboratory) 4, LS-ro 182beon-gil, Gunpo-si, Gyeonggi-do, Korea, 15807 <http://www.sgsgroup.kr>

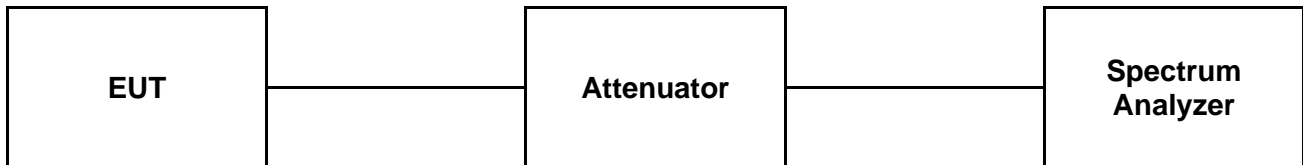
RTT5041-19(2017.07.10)(0)

Tel. +82 31 428 5700 / Fax. +82 31 427 2370

A4(210 mm x 297 mm)

6. Secondary Radiated Emissions

6.1. Test Setup



6.2. Limit

Below 1 GHz: 4 nW (-54 dBm) or less

Above 1 GHz: 20 nW (-47 dBm) or less

6.3. Test Procedure

[Setting 1]

Configure the spectrum analyzer as below;

Frequency range: 30 MHz to 12.5 GHz

RBW: Below 1 GHz: 100 kHz

Above 1 GHz: 1 MHz

VBW: Below 1 GHz: 100 kHz

Above 1 GHz: 1 MHz

Sweep time: Auto

Sweep data points: 1001 or greater

Detector mode: Positive peak

Indication mode: Max hold

Search for spurious emissions in the range 30 MHz to 12.5 GHz.

The results shown in this test report refer only to the sample(s) tested unless otherwise stated. This test report cannot be reproduced, except in full, without prior written permission of the Company. This test report does not assure KOLAS accreditation.

SGS Korea Co., Ltd. (Gunpo Laboratory) 4, LS-ro 182beon-gil, Gunpo-si, Gyeonggi-do, Korea, 15807 <http://www.sgsgroup.kr>

RTT5041-19(2017.07.10)(0)

Tel. +82 31 428 5700 / Fax. +82 31 427 2370

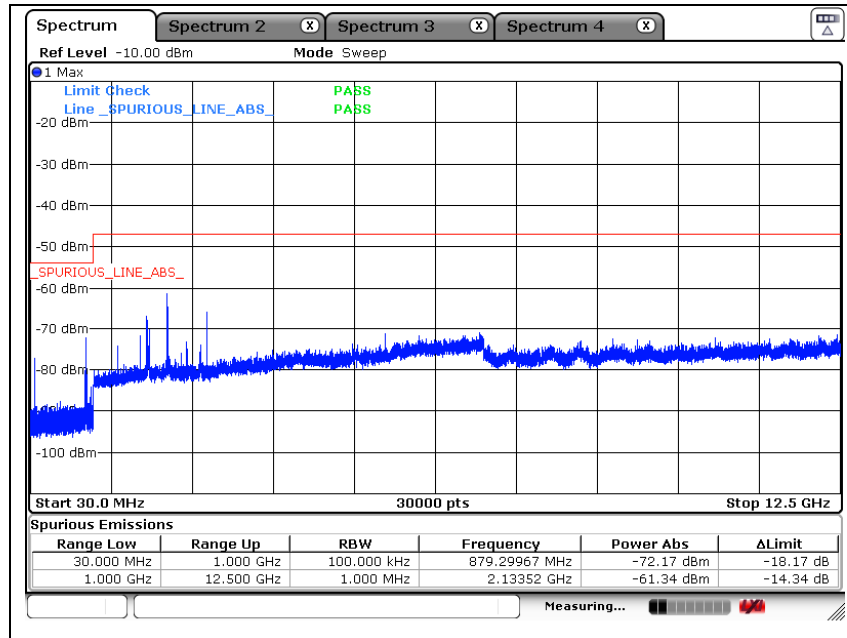
A4(210 mm x 297 mm)

6.4. Test result

Ambient temperature : (23 ± 1) °C
Relative humidity : 47 % R.H.

Test voltage (V _{d.c.})	Frequency Range (MHz)	Measured	Low Ch. (2 402 MHz)	Middle Ch. (2 442 MHz)	High Ch. (2 480 MHz)	Limit
V _{min} = 3.7	30 to 1 000	Frequency (GHz)	0.879	0.881	0.879	-
		Level (nW)	0.060 674	0.046 026	0.073 961	4
		Level (dB m)	-72.17	-73.37	-71.31	-54
	1 000 to 12 500	Frequency (GHz)	2.134	2.439	2.132	-
		Level (nW)	0.734 514	0.963 829	0.772 681	20
		Level (dB m)	-61.34	-60.16	-61.12	-47

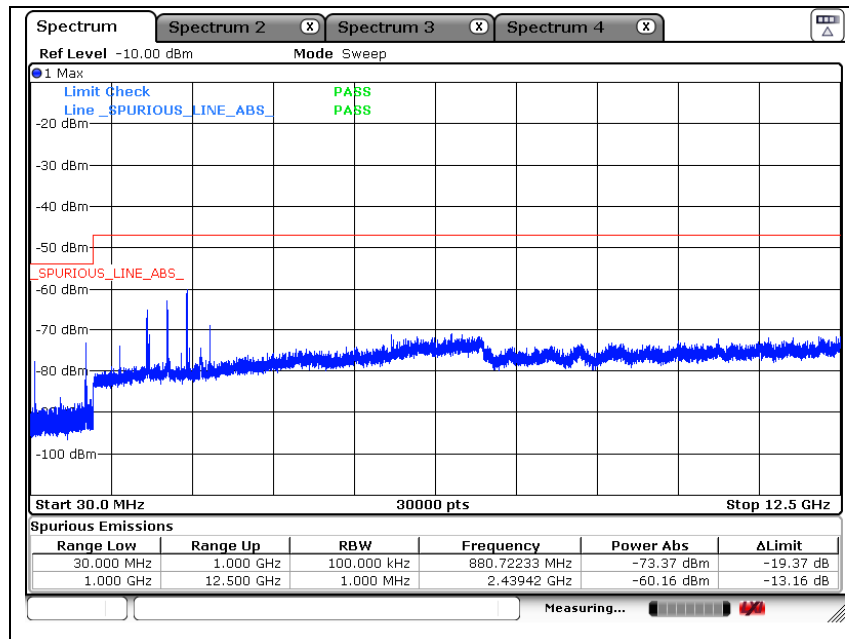
Low channel



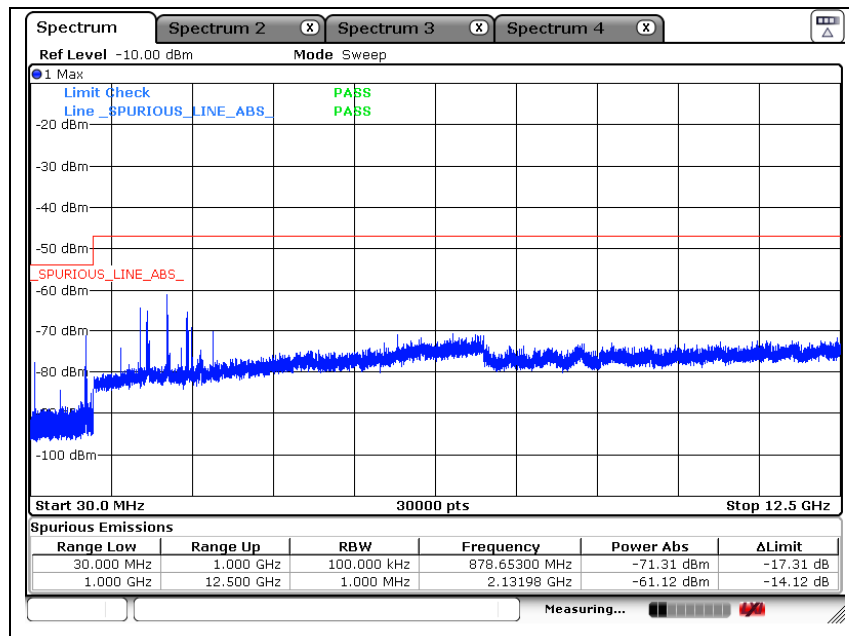
The results shown in this test report refer only to the sample(s) tested unless otherwise stated. This test report cannot be reproduced, except in full, without prior written permission of the Company. This test report does not assure KOLAS accreditation.

SGS Korea Co., Ltd. (Gunpo Laboratory) 4, LS-ro 182beon-gil, Gunpo-si, Gyeonggi-do, Korea, 15807 <http://www.sgsgroup.kr>

Middle channel



High channel



The results shown in this test report refer only to the sample(s) tested unless otherwise stated. This test report cannot be reproduced, except in full, without prior written permission of the Company. This test report does not assure KOLAS accreditation.

SGS Korea Co., Ltd. (Gunpo Laboratory) 4, LS-ro 182beon-gil, Gunpo-si, Gyeonggi-do, Korea, 15807 <http://www.sgsgroup.kr>

7. Test Methodology & Conditions

7.1. Test Condition

Ambient temperature : (23 ± 1) °C
Relative humidity : 47 % R.H.

Voltage Fluctuation Test	Normal Voltage	High voltage + 10 % of normal voltage	Low voltage - 10 % of normal voltage
EUT Input voltage (V _{d.c.})	3.70	4.07	3.33
RF Part Output voltage (V _{d.c.})	3.005	3.005 (0 %)	3.005 (0 %)

Voltage Variation (%) = (Output high or Low Voltage - Output normal voltage) / Output normal voltage * 100
During the input supply voltage to the EUT from the external power source is varied by +/- 10 % if output voltage had been confirmed that the fluctuation of power supply to the RF circuit of EUT (excluding power source) is equal to or less than +/- 1 %. Exempt extremely high and low supply voltage condition tests, EUT only operated in normal voltage to test all regulations.

- End of the Test Report -

The results shown in this test report refer only to the sample(s) tested unless otherwise stated. This test report cannot be reproduced, except in full, without prior written permission of the Company. This test report does not assure KOLAS accreditation.

SGS Korea Co., Ltd. (Gunpo Laboratory) 4, LS-ro 182beon-gil, Gunpo-si, Gyeonggi-do, Korea, 15807 <http://www.sgsgroup.kr>

RTT5041-19(2017.07.10)(0)

Tel. +82 31 428 5700 / Fax. +82 31 427 2370

A4(210 mm x 297 mm)