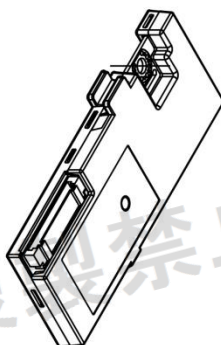
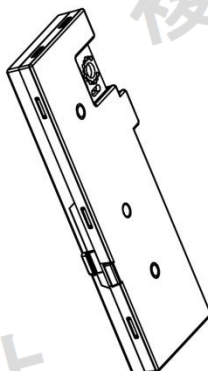
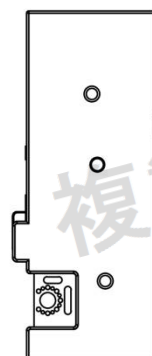
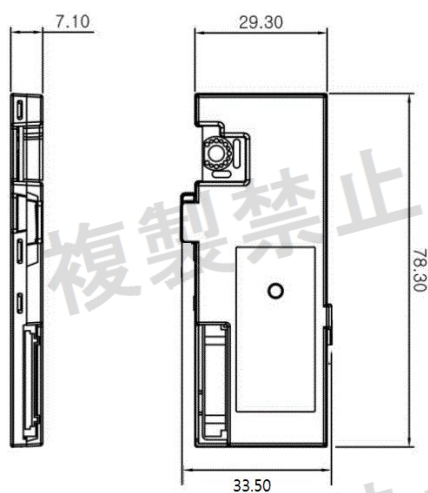



ASSY

WISOL CONFIDENTIAL

[illegible]

10. Pin Description



Pin #	Pin Name	Description	Type
1	BT_REG_ON	BT Reset signal input	I
2	BT_PWR_DET	Power down signal input	I
3	BT_HOST_WAKEUP	BT Wake up signal output	O
4	GND	Ground	-
5	BT_USB_DM	USB Interface	I/O
6	BT_USB_DP	USB Interface	I/O
7	GND	Ground	-
8	BT_3D_V_SYNC	3D SYNC Signal input	I
9	WIFI_USB_SUSPEND	USB Interface enable/disable	I
10	GND	Ground	-
11	WIFI_USB_DP	USB Interface	I/O
12	WIFI_USB_DM	USB Interface	I/O
13	GND	Ground	-
14	VDD	+5V DC Power supply input	I
15	WOW	WIFI Wake up signal output	O
16	WLAN_REG_ON	WIFI Reset signal input	I