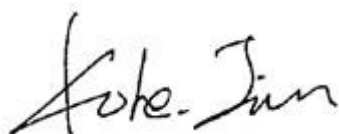


TEST REPORT

Application No.: GZEM2008014391CR
Applicant: COSMO HEALTH CO., Ltd.
Address of Applicant: A-PLACE Shimbashi-EkimaeBldg.10F,1-12-9, Shimbashi, Minato-ku, Tokyo,105-0004, Japan
Manufacturer: Zhongshan Transtek Electronics Co., Ltd
Address of Manufacturer: No.23, Jin' an Road, Minzhong, Zhongshan, Guangdong, China
Factory: Zhongshan Transtek Electronics Co., Ltd
Address of Factory: No.23, Jin' an Road, Minzhong, Zhongshan, Guangdong, China
Equipment Under Test (EUT):
EUT Name: Body Fat Analyzer
Model No.: TCP-002
Standard(s): MIC Item 19 of Article 2 Paragraph 1
Date of Receipt: 2020-08-13
Date of Test: 2020-08-17
Date of Issue: 2020-09-01

Test Result:	Pass*
---------------------	--------------

* In the configuration tested, the EUT complied with the standards specified above.



Kobe Jian
EMC Laboratory Manager



Unless otherwise agreed in writing, this document is issued by the Company subject to its General Conditions of Service printed overleaf, available on request or accessible at <http://www.sgs.com/en/Terms-and-Conditions.aspx> and, for electronic format documents, subject to Terms and Conditions for Electronic Documents at <http://www.sgs.com/en/Terms-and-Conditions/Terms-e-Documents.aspx>. Attention is drawn to the limitation of liability, indemnification and jurisdiction issues defined therein. Any holder of this document is advised that information contained hereon reflects the Company's findings at the time of its intervention only and within the limits of Client's instructions, if any. The Company's sole responsibility is to its Client and this document does not exonerate parties to a transaction from exercising all their rights and obligations under the transaction documents. This document cannot be reproduced except in full, without prior written approval of the Company. Any unauthorized alteration, forgery or falsification of the content or appearance of this document is unlawful and offenders may be prosecuted to the fullest extent of the law. Unless otherwise stated the results shown in this test report refer only to the sample(s) tested and such sample(s) are retained for 30 days only.

Attention: To check the authenticity of testing / inspection report & certificate, please contact us at telephone: (86-755) 8307 1443, or email: CN.Doccheck@sgs.com
 No.198 Maizhu Road, Science Park, Guangzhou Economic & Technology Development District, Guangzhou, China 510663 t (86-20) 82155555 f (86-20) 82075058 www.sgs.com.cn
 中国·广州·经济技术开发区科学城科珠路198号 邮编: 510663 t (86-20) 82155555 f (86-20) 82075058 sgs.china@sgs.com

Revision Record				
Version	Chapter	Date	Modifier	Remark
01		2020-09-01		Original

Authorized for issue by:			
Tested By		2020-08-17 Date	
Checked By		2020-09-01 Date	



Unless otherwise agreed in writing, this document is issued by the Company subject to its General Conditions of Service printed overleaf, available on request or accessible at <http://www.sgs.com/en/Terms-and-Conditions.aspx> and, for electronic format documents, subject to Terms and Conditions for Electronic Documents at <http://www.sgs.com/en/Terms-and-Conditions/Terms-e-Documents.aspx>. Attention is drawn to the limitation of liability, indemnification and jurisdiction issues defined therein. Any holder of this document is advised that information contained hereon reflects the Company's findings at the time of its intervention only and within the limits of Client's instructions, if any. The Company's sole responsibility is to its Client and this document does not exonerate parties to a transaction from exercising all their rights and obligations under the transaction documents. This document cannot be reproduced except in full, without prior written approval of the Company. Any unauthorized alteration, forgery or falsification of the content or appearance of this document is unlawful and offenders may be prosecuted to the fullest extent of the law. Unless otherwise stated the results shown in this test report refer only to the sample(s) tested and such sample(s) are retained for 30 days only.

Attention: To check the authenticity of testing / inspection report & certificate, please contact us at telephone: (86-755) 8307 1443, or email: CN.Doccheck@sgs.com
 No. 196 Kezhu Road, Science Park, Guangzhou Economic & Technology Development District, Guangzhou, China 510663 t (86-20) 82155555 f (86-20) 82075058 www.sgs.com.cn
 中国·广州·经济技术开发区科学城科珠路196号 邮编: 510663 t (86-20) 82155555 f (86-20) 82075058 sgs.china@sgs.com

2 Test Summary

Radio Spectrum Technical Requirement				
Item	Standard	Method	Requirement	Result
Antenna Requirement	MIC Item 19 of Article 2 Paragraph 1	N/A	MIC Item 19 of Article 2 Paragraph 1	Pass
Interference prevention capability	MIC Item 19 of Article 2 Paragraph 1	MIC Notice No.88 Appendix No.43	MIC Item 19 of Article 2 Paragraph 1	Pass
RF accessibility	MIC Item 19 of Article 2 Paragraph 1	N/A	MIC Item 19 of Article 2 Paragraph 1	Pass

Radio Spectrum Matter Part				
Item	Standard	Method	Requirement	Result
Frequency Error	MIC Item 19 of Article 2 Paragraph 1	MIC Notice No.88 Appendix No.43	MIC Item 19 of Article 2 Paragraph 1	Pass
Occupied Bandwidth(99%)	MIC Item 19 of Article 2 Paragraph 1	MIC Notice No.88 Appendix No.43	MIC Item 19 of Article 2 Paragraph 1	Pass
Antenna Power	MIC Item 19 of Article 2 Paragraph 1	MIC Notice No.88 Appendix No.43	MIC Item 19 of Article 2 Paragraph 1	Pass
Spurious emission Intensity	MIC Item 19 of Article 2 Paragraph 1	MIC Notice No.88 Appendix No.43	MIC Item 19 of Article 2 Paragraph 1	Pass
Limit of secondary radiated emissions	MIC Item 19 of Article 2 Paragraph 1	MIC Notice No.88 Appendix No.43	MIC Item 19 of Article 2 Paragraph 1	Pass



Unless otherwise agreed in writing, this document is issued by the Company subject to its General Conditions of Service printed overleaf, available on request or accessible at <http://www.sgs.com/en/Terms-and-Conditions.aspx> and, for electronic format documents, subject to Terms and Conditions for Electronic Documents at <http://www.sgs.com/en/Terms-and-Conditions/Terms-e-Documents.aspx>. Attention is drawn to the limitation of liability, indemnification and jurisdiction issues defined therein. Any holder of this document is advised that information contained hereon reflects the Company's findings at the time of its intervention only and within the limits of Client's instructions, if any. The Company's sole responsibility is to its Client and this document does not exonerate parties to a transaction from exercising all their rights and obligations under the transaction documents. This document cannot be reproduced except in full, without prior written approval of the Company. Any unauthorized alteration, forgery or falsification of the content or appearance of this document is unlawful and offenders may be prosecuted to the fullest extent of the law. Unless otherwise stated the results shown in this test report refer only to the sample(s) tested and such sample(s) are retained for 30 days only.

Attention: To check the authenticity of testing / inspection report & certificate, please contact us at telephone: (86-755) 8307 1443, or email: CN.Doccheck@sgs.com

SGS-CSTC Standards Technical Services Co., Ltd.
Guangzhou Branch Test Service EEC Laboratory

No. 196 Kezhu Road, Science Park, Guangzhou Economic & Technology Development District, Guangzhou, China 510663 t (86-20) 82155555 f (86-20) 82075058 www.sgs.com
中国·广州·经济技术开发区科学城科珠路196号 邮编: 510663 t (86-20) 82155555 f (86-20) 82075058 sgs.china@sgs.com

3 Contents

	Page
1 Cover Page.....	1
2 Test Summary.....	3
3 Contents	4
4 General Information	6
4.1 Details of E.U.T.....	6
4.2 Description of Support Units	7
4.3 Measurement Uncertainty.....	7
4.4 Test Location	7
4.5 Test Facility	8
4.6 Deviation from Standards	9
4.7 Abnormalities from Standard Conditions	9
5 Equipment List.....	10
6 Radio Spectrum Technical Requirement	12
6.1 EUT Test Conditions.....	12
6.2 Antenna Requirement.....	14
6.2.1 Test Requirement:	14
6.2.2 Conclusion	14
6.3 Interference prevention capability	15
6.3.1 Test Requirement:	15
6.3.2 Test Setup Diagram.....	15
6.3.3 Conclusion	15
6.4 RF accessibility	16
6.4.1 Test Requirement:	16
6.4.2 Conclusion	16
7 Radio Spectrum Matter Test Results.....	17
7.1 Frequency Error	17
7.1.1 E.U.T. Operation.....	17
7.1.2 Test Setup Diagram.....	17
7.1.3 Measurement Procedure and Data	18
7.2 Occupied Bandwidth(99%)	19
7.2.1 E.U.T. Operation.....	19
7.2.2 Test Setup Diagram.....	19
7.2.3 Measurement Procedure and Data	19
7.3 Antenna Power	20
7.3.1 E.U.T. Operation.....	20
7.3.2 Test Setup Diagram.....	20
7.3.3 Measurement Procedure and Data	20
7.4 Spurious emission Intensity	21
7.4.1 E.U.T. Operation.....	21
7.4.2 Test Setup Diagram.....	21
7.4.3 Measurement Procedure and Data	22



Unless otherwise agreed in writing, this document is issued by the Company subject to its General Conditions of Service printed overleaf, available on request or accessible at <http://www.sgs.com/en/Terms-and-Conditions.aspx> and, for electronic format documents, subject to Terms and Conditions for Electronic Documents at <http://www.sgs.com/en/Terms-and-Conditions/Terms-a-Document.aspx>. Attention is drawn to the limitation of liability, indemnification and jurisdiction issues defined therein. Any holder of this document is advised that information contained hereon reflects the Company's findings at the time of its intervention only and within the limits of Client's instructions, if any. The Company's sole responsibility is to its Client and this document does not exonerate parties to a transaction from exercising all their rights and obligations under the transaction documents. This document cannot be reproduced except in full, without prior written approval of the Company. Any unauthorized alteration, forgery or falsification of the content or appearance of this document is unlawful and offenders may be prosecuted to the fullest extent of the law. Unless otherwise stated the results shown in this test report refer only to the sample(s) tested and such sample(s) are retained for 30 days only.

Attention: To check the authenticity of testing inspection report & certificate, please contact us at telephone: (86-755) 8307 1443, or email: CN.Doccheck@sgs.com

SGS-CSTC Standards Technical Services Co., Ltd.
Guangzhou Branch, Inspection & Testing Services

No. 196 Kezhu Road, Science Park, Guangzhou Economic & Technology Development District, Guangzhou, China 510663 t (86-20) 82155555 f (86-20) 82075058 www.sgsgroup.com.cn
中国·广州·经济技术开发区科学城科珠路196号 邮编: 510663 t (86-20) 82155555 f (86-20) 82075058 sgs.china@sgs.com

7.5	Limit of secondary radiated emissions.....	23
7.5.1	E.U.T. Operation.....	23
7.5.2	Test Setup Diagram.....	23
7.5.3	Measurement Procedure and Data	24
8	Photographs	25
8.1	EUT Test Setup	25
8.2	EUT Constructional Details.....	26



Unless otherwise agreed in writing, this document is issued by the Company subject to its General Conditions of Service printed overleaf, available on request or accessible at <http://www.sgs.com/en/Terms-and-Conditions.aspx> and, for electronic format documents, subject to Terms and Conditions for Electronic Documents at <http://www.sgs.com/en/Terms-and-Conditions/Terms-e-Document.aspx>. Attention is drawn to the limitation of liability, indemnification and jurisdiction issues defined therein. Any holder of this document is advised that information contained hereon reflects the Company's findings at the time of its intervention only and within the limits of Client's instructions, if any. The Company's sole responsibility is to its Client and this document does not exonerate parties to a transaction from exercising all their rights and obligations under the transaction documents. This document cannot be reproduced except in full, without prior written approval of the Company. Any unauthorized alteration, forgery or falsification of the content or appearance of this document is unlawful and offenders may be prosecuted to the fullest extent of the law. Unless otherwise stated the results shown in this test report refer only to the sample(s) tested and such sample(s) are retained for 30 days only.

Attention: To check the authenticity of testing / inspection report & certificate, please contact us at telephone: (86-755) 8307 1443, or email: CN.Doccheck@sgs.com

4 General Information

4.1 Details of E.U.T.

Power Supply: DC 6.0V =4 x DC 1.5V size of "AAA" batteries
 Test Voltage: DC6V
 Antenna Gain: Integrated antenna
 Antenna Type: 0 dBi
 Channel Spacing: 2MHz
 Modulation Type: GFSK
 Number of Channels: 40
 Operation Frequency: 2402MHz to 2480MHz
 Transmitting rate: 1Mbps and 2Mbps

Operation Frequency each of channel							
Channel	Frequency	Channel	Frequency	Channel	Frequency	Channel	Frequency
0	2402MHz	10	2422MHz	20	2442MHz	30	2462MHz
1	2404MHz	11	2424MHz	21	2444MHz	31	2464MHz
2	2406MHz	12	2426MHz	22	2446MHz	32	2466MHz
3	2408MHz	13	2428MHz	23	2448MHz	33	2468MHz
4	2410MHz	14	2430MHz	24	2450MHz	34	2470MHz
5	2412MHz	15	2432MHz	25	2452MHz	35	2472MHz
6	2414MHz	16	2434MHz	26	2454MHz	36	2474MHz
7	2416MHz	17	2436MHz	27	2456MHz	37	2476MHz
8	2418MHz	18	2438MHz	28	2458MHz	38	2478MHz
9	2420MHz	19	2440MHz	29	2460MHz	39	2480MHz

Using test software was control EUT work in continuous transmitter and receiver mode.and select test channel as below:

Channel	Frequency
The lowest channel (CH0)	2402MHz
The middle channel (CH20)	2442MHz
The highest channel (CH39)	2480MHz



4.2 Description of Support Units

The EUT has been tested as an independent unit.

4.3 Measurement Uncertainty

No.	Item	Measurement Uncertainty
1	Radio Frequency	$\pm 5.5 \times 10^{-8}$
2	Duty cycle	$\pm 0.57\%$
3	Occupied Bandwidth	$\pm 3\%$
4	RF Conducted power	$\pm 0.68\text{dB}$
5	RF Power Density	$\pm 1.50\text{dB}$
6	Conducted Spurious Emissions	$\pm 1.04\text{dB}$
7	RF Radiated Power	$\pm 4.5\text{dB}$ (below 1GHz)
		$\pm 4.8\text{dB}$ (above 1GHz)
8	Radiated Spurious Emission Test	$\pm 4.5\text{dB}$ (30MHz-1GHz)
		$\pm 4.8\text{dB}$ (1GHz-18GHz)
9	Temperature	$\pm 0.4^\circ\text{C}$
10	Humidity	$\pm 1.3\%$
11	Supply Voltages	$\pm 1.5\%$
12	Time	$\pm 3\%$

4.4 Test Location

All tests were performed at:

SGS-CSTC Standards Technical Services Co., Ltd., Guangzhou Branch EMC Laboratory,
198 Kezhu Road, Sciencetech Park, Guangzhou Economic & Technology Development District,
Guangzhou, China 510663

Tel: +86 20 82155555 Fax: +86 20 82075059

No tests were sub-contracted.



Unless otherwise agreed in writing, this document is issued by the Company subject to its General Conditions of Service printed overleaf, available on request or accessible at <http://www.sgs.com/en/Terms-and-Conditions.aspx> and, for electronic format documents, subject to Terms and Conditions for Electronic Documents at <http://www.sgs.com/en/Terms-and-Conditions/Terms-e-Document.aspx>. Attention is drawn to the limitation of liability, indemnification and jurisdiction issues defined therein. Any holder of this document is advised that information contained hereon reflects the Company's findings at the time of its intervention only and within the limits of Client's instructions, if any. The Company's sole responsibility is to its Client and this document does not exonerate parties to a transaction from exercising all their rights and obligations under the transaction documents. This document cannot be reproduced except in full, without prior written approval of the Company. Any unauthorized alteration, forgery or falsification of the content or appearance of this document is unlawful and offenders may be prosecuted to the fullest extent of the law. Unless otherwise stated the results shown in this test report refer only to the sample(s) tested and such sample(s) are retained for 30 days only.

Attention: To check the authenticity of testing / inspection report & certificate, please contact us at telephone: (86-755) 8307 1443, or email: CN.Doccheck@sgs.com

SGS-CSTC Standards Technical Services Co., Ltd. | No. 198 Kezhu Road, Sciencetech Park, Guangzhou Economic & Technology Development District, Guangzhou, China 510663 | Tel: (86-20) 82155555 | Fax: (86-20) 82075058 | www.sgs.com
Guangzhou Branch EMC Laboratory | 中国·广州·经济技术开发区科学城科珠路198号 | 邮编: 510663 | Tel: (86-20) 82155555 | Fax: (86-20) 82075058 | sgs.china@sgs.com

4.5 Test Facility

The test facility is recognized, certified, or accredited by the following organizations:

● **NVLAP (Lab Code: 200611-0)**

SGS-CSTC Standards Technical Services Co., Ltd., Guangzhou EMC Laboratory is accredited by the National Voluntary Laboratory Accreditation Program (NVLAP/NIST). NVLAP Code: 200611-0.

The report must not be used by the client to claim product certification, approval, or endorsement by NVLAP, NIST, or any agency of the Federal Government.

● **ACMA**

SGS-CSTC Standards Technical Services Co., Ltd., EMC Laboratory can also perform testing for the Australian C-Tick mark as a result of our NVLAP accreditation.

● **SGS UK(Certificate No.: 32), SGS-TUV SAARLAND and SGS-FIMKO**

Have approved SGS-CSTC Standards Technical Services Co., Ltd., EMC Laboratory as a supplier of EMC TESTING SERVICES and SAFETY TESTING SERVICES.

● **CNAS (Lab Code: L0167)**

SGS-CSTC Standards Technical Services Co., Ltd., EMC Laboratory has been assessed and in compliance with CNAS-CL01:2018 accreditation criteria for testing laboratories (identical to ISO/IEC 17025:2017 General Requirements) for the Competence of Testing Laboratories.

● **FCC Recognized 2.948 Listed Test Firm(Registration No.: 282399)**

SGS-CSTC Standards Technical Services Co., Ltd., EMC Laboratory has been registered and fully described in a report filed with the (FCC) Federal Communications Commission. The acceptance letter from the FCC is maintained in our files. Registration 282399, May 31, 2002.

● **FCC Recognized Accredited Test Firm(Registration No.: 486818)**

SGS-CSTC Standards Technical Services Co., Ltd., EMC Laboratory has been accredited and fully described in a report filed with the (FCC) Federal Communications Commission. The acceptance letter from the FCC is maintained in our files. Designation Number: CN5016, Test Firm Registration Number: 486818, Jul 13, 2017.

● **Industry Canada (Registration No.: 4620B, CAB identifier: CN0052)**

SGS-CSTC Standards Technical Services Co., Ltd., has been registered by Innovation Science and Economic Development Canada for Wireless Device Testing laboratories to test to Canadian radio equipment requirements. Registration No. 4620B, CAB identifier: CN0052.

● **VCCI (Registration No.: R-12460, C-12584, G-10449 and T-11179)**

The 10m Semi-anechoic chamber and Shielded Room of SGS-CSTC Standards Technical Services Co., Ltd. have been registered in accordance with the Regulations for Voluntary Control Measures with Registration No.: R-12460, C-12584, G-10449 and T-11179 respectively.

● **CBTL (Lab Code: TL129)**

SGS-CSTC Standards Technical Services Co., Ltd., E&E Laboratory has been assessed and fully comply with the requirements of ISO/IEC 17025:2005, the Basic Rules, IECEE 01 and Rules of procedure IECEE 02, and the relevant IECEE CB-Scheme Operational documents.



4.6 Deviation from Standards

None

4.7 Abnormalities from Standard Conditions

None



Unless otherwise agreed in writing, this document is issued by the Company subject to its General Conditions of Service printed overleaf, available on request or accessible at <http://www.sgs.com/en/Terms-and-Conditions.aspx> and, for electronic format documents, subject to Terms and Conditions for Electronic Documents at <http://www.sgs.com/en/Terms-and-Conditions/Terms-e-Document.aspx>. Attention is drawn to the limitation of liability, indemnification and jurisdiction issues defined therein. Any holder of this document is advised that information contained hereon reflects the Company's findings at the time of its intervention only and within the limits of Client's instructions, if any. The Company's sole responsibility is to its Client and this document does not exonerate parties to a transaction from exercising all their rights and obligations under the transaction documents. This document cannot be reproduced except in full, without prior written approval of the Company. Any unauthorized alteration, forgery or falsification of the content or appearance of this document is unlawful and offenders may be prosecuted to the fullest extent of the law. Unless otherwise stated the results shown in this test report refer only to the sample(s) tested and such sample(s) are retained for 30 days only.

Attention: To check the authenticity of testing / inspection report & certificate, please contact us at telephone: (86-755) 8307 1443, or email: CN.Doccheck@sgs.com

5 Equipment List

Frequency Error					
Equipment	Manufacturer	Model No	Inventory No	Cal Date	Cal Due Date
MXA Signal Analyzer	AgilentTechnologies	N9020A	SEM004-10	2020-03-02	2021-03-01
ESG Vector Signal Generator	Keysight	E4438C	SEM006-03	2020-03-31	2021-03-30
EXG Analog Signal Generator	AgilentTechnologies	N5171B	SEM006-04	2020-07-15	2021-07-14
Power Meter	AgilentTechnologies	U2021XA_Ch2	SEM009-02	2020-05-26	2021-05-25
Power Meter	AgilentTechnologies	U2021XA_Ch3	SEM009-03	2020-05-26	2021-05-25
6dB Attenuator	HP	8491A	EMC2062	2020-04-15	2022-04-14
Test Software JS1120-3	HangTianXing	V2.6	GZE100-69	N/A	N/A
MI CABLE	SGS-EMC	0.8M	EMC2136	2019-11-02	2021-11-01
MI CABLE	SGS-EMC	0.8M	EMC2137	2019-11-02	2021-11-01

Occupied Bandwidth(99%)					
Equipment	Manufacturer	Model No	Inventory No	Cal Date	Cal Due Date
MXA Signal Analyzer	AgilentTechnologies	N9020A	SEM004-10	2020-03-02	2021-03-01
ESG Vector Signal Generator	Keysight	E4438C	SEM006-03	2020-03-31	2021-03-30
EXG Analog Signal Generator	AgilentTechnologies	N5171B	SEM006-04	2020-07-15	2021-07-14
Power Meter	AgilentTechnologies	U2021XA_Ch2	SEM009-02	2020-05-26	2021-05-25
Power Meter	AgilentTechnologies	U2021XA_Ch3	SEM009-03	2020-05-26	2021-05-25
6dB Attenuator	HP	8491A	EMC2062	2020-04-15	2022-04-14
Test Software JS1120-3	HangTianXing	V2.6	GZE100-69	N/A	N/A
MI CABLE	SGS-EMC	0.8M	EMC2136	2019-11-02	2021-11-01
MI CABLE	SGS-EMC	0.8M	EMC2137	2019-11-02	2021-11-01



Unless otherwise agreed in writing, this document is issued by the Company subject to its General Conditions of Service printed overleaf, available on request or accessible at <http://www.sgs.com/en/Terms-and-Conditions.aspx> and, for electronic format documents, subject to Terms and Conditions for Electronic Documents at <http://www.sgs.com/en/Terms-and-Conditions/Terms-e-Documents.aspx>. Attention is drawn to the limitation of liability, indemnification and jurisdiction issues defined therein. Any holder of this document is advised that information contained hereon reflects the Company's findings at the time of its intervention only and within the limits of Client's instructions, if any. The Company's sole responsibility is to its Client and this document does not exonerate parties to a transaction from exercising all their rights and obligations under the transaction documents. This document cannot be reproduced except in full, without prior written approval of the Company. Any unauthorized alteration, forgery or falsification of the content or appearance of this document is unlawful and offenders may be prosecuted to the fullest extent of the law. Unless otherwise stated the results shown in this test report refer only to the sample(s) tested and such sample(s) are retained for 30 days only.

Attention: To check the authenticity of testing / inspection report & certificate, please contact us at telephone: (86-755) 8307 1443, or email: CN.Doccheck@sgs.com

Antenna Power					
Equipment	Manufacturer	Model No	Inventory No	Cal Date	Cal Due Date
MXA Signal Analyzer	AgilentTechnologies	N9020A	SEM004-10	2020-03-02	2021-03-01
ESG Vector Signal Generator	Keysight	E4438C	SEM006-03	2020-03-31	2021-03-30
EXG Analog Signal Generator	AgilentTechnologies	N5171B	SEM006-04	2020-07-15	2021-07-14
Power Meter	AgilentTechnologies	U2021XA_Ch2	SEM009-02	2020-05-26	2021-05-25
Power Meter	AgilentTechnologies	U2021XA_Ch3	SEM009-03	2020-05-26	2021-05-25
6dB Attenuator	HP	8491A	EMC2062	2020-04-15	2022-04-14
Test Software JS1120-3	HangTianXing	V2.6	GZE100-69	N/A	N/A
MI CABLE	SGS-EMC	0.8M	EMC2136	2019-11-02	2021-11-01
MI CABLE	SGS-EMC	0.8M	EMC2137	2019-11-02	2021-11-01

Antenna Requirement					
Equipment	Manufacturer	Model No	Inventory No	Cal Date	Cal Due Date
MXA Signal Analyzer	AgilentTechnologies	N9020A	SEM004-10	2020-03-02	2021-03-01
ESG Vector Signal Generator	Keysight	E4438C	SEM006-03	2020-03-31	2021-03-30
EXG Analog Signal Generator	AgilentTechnologies	N5171B	SEM006-04	2020-07-15	2021-07-14
Power Meter	AgilentTechnologies	U2021XA_Ch2	SEM009-02	2020-05-26	2021-05-25
Power Meter	AgilentTechnologies	U2021XA_Ch3	SEM009-03	2020-05-26	2021-05-25
6dB Attenuator	HP	8491A	EMC2062	2020-04-15	2022-04-14
Test Software JS1120-3	HangTianXing	V2.6	GZE100-69	N/A	N/A
MI CABLE	SGS-EMC	0.8M	EMC2136	2019-11-02	2021-11-01
MI CABLE	SGS-EMC	0.8M	EMC2137	2019-11-02	2021-11-01

General used equipment					
Equipment	Manufacturer	Model No	Inventory No	Cal Date	Cal Due Date
DMM	Fluke	73	EMC0006	2020-07-09	2021-07-08
DMM	Fluke	73	EMC0007	2020-07-09	2021-07-08



Unless otherwise agreed in writing, this document is issued by the Company subject to its General Conditions of Service printed overleaf, available on request or accessible at <http://www.sgs.com/en/Terms-and-Conditions.aspx> and, for electronic format documents, subject to Terms and Conditions for Electronic Documents at <http://www.sgs.com/en/Terms-and-Conditions/Terms-a-Documents.aspx>. Attention is drawn to the limitation of liability, indemnification and jurisdiction issues defined therein. Any holder of this document is advised that information contained hereon reflects the Company's findings at the time of its intervention only and within the limits of Client's instructions, if any. The Company's sole responsibility is to its Client and this document does not exonerate parties to a transaction from exercising all their rights and obligations under the transaction documents. This document cannot be reproduced except in full, without prior written approval of the Company. Any unauthorized alteration, forgery or falsification of the content or appearance of this document is unlawful and offenders may be prosecuted to the fullest extent of the law. Unless otherwise stated the results shown in this test report refer only to the sample(s) tested and such sample(s) are retained for 30 days only.

Attention: To check the authenticity of testing / inspection report & certificate, please contact us at telephone: (86-755) 8307 1443, or email: CN.Doccheck@sgs.com

SGS-CSTC Standards Technical Services Co., Ltd.
Guangzhou Branch Test Service EEC Laboratory

No. 196 Kezhu Road, Science Park, Guangzhou Economic & Technology Development District, Guangzhou, China 510663 t (86-20) 82155555 f (86-20) 82075058 www.sgsgroup.com.cn
中国·广州·经济技术开发区科学城科珠路198号 邮编: 510663 t (86-20) 82155555 f (86-20) 82075058 sgs.china@sgs.com

6 Radio Spectrum Technical Requirement

6.1 EUT Test Conditions

Power supply:

Input DC 6.0V, the RF unit supplied by DC 3.3V.

The EUT has the input voltage to the circuit of RF unit complies with output voltage limitation ($\pm 1\%$) against input voltage fluctuation ($\pm 10\%$).

So, all measurements were conducted at 6.0V

The measurement result of the voltage fluctuation at RF circuit with DC 3.3V +/- 10% when DC input 6 V +/- 10%

DC input (DC6.0V)	Measured value (3.3V)	voltage fluctuation(%)
DC 6.0V	3.30V	0
DC 6.6V	3.32V	0.6
DC 5.4V	3.27V	-0.9

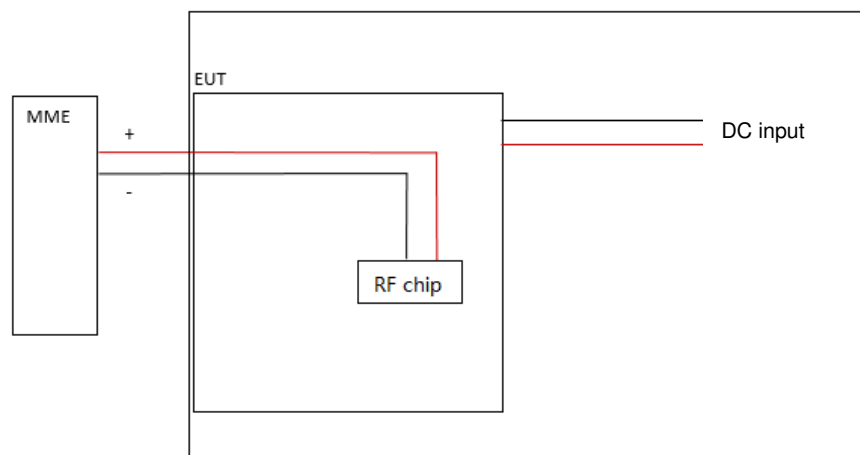
Temperature: 5.0 -35.0 °C

Humidity: 45-85 % RH

Atmospheric Pressure: 1000 -1010 mbar

Test frequencies: If the EUT can be set to 3 of more different (carrier) frequencies in 1 allocated band, testing shall be performed using the Lowest, M and the Highest frequency (L, M and H). If there are 2 or fewer frequencies, testing shall be performed with the available frequencies.

Test Setup Diagram



Unless otherwise agreed in writing, this document is issued by the Company subject to its General Conditions of Service printed overleaf, available on request or accessible at <http://www.sgs.com/en/Terms-and-Conditions.aspx> and, for electronic format documents, subject to Terms and Conditions for Electronic Documents at <http://www.sgs.com/en/Terms-and-Conditions/Terms-e-Document.aspx>. Attention is drawn to the limitation of liability, indemnification and jurisdiction issues defined therein. Any holder of this document is advised that information contained hereon reflects the Company's findings at the time of its intervention only and within the limits of Client's instructions, if any. The Company's sole responsibility is to its Client and this document does not exonerate parties to a transaction from exercising all their rights and obligations under the transaction documents. This document cannot be reproduced except in full, without prior written approval of the Company. Any unauthorized alteration, forgery or falsification of the content or appearance of this document is unlawful and offenders may be prosecuted to the fullest extent of the law. Unless otherwise stated the results shown in this test report refer only to the sample(s) tested and such sample(s) are retained for 30 days only.

Attention: To check the authenticity of testing / inspection report & certificate, please contact us at telephone: (86-755) 8307 1443, or email: CN.Doccheck@sgs.com

SGS-CSTC Standards Technical Services Co., Ltd.
 Guangzhou Branch Test Service EEC Laboratory

No. 196 Kezhu Road, Science Park, Guangzhou Economic & Technology Development District, Guangzhou, China 510663 t (86-20) 82155555 f (86-20) 82075058 www.sgsgroup.com.cn
 中国·广州·经济技术开发区科学城科珠路198号 邮编: 510663 t (86-20) 82155555 f (86-20) 82075058 sgs.china@sgs.com

Operation Frequency each of channel							
Channel	Frequency	Channel	Frequency	Channel	Frequency	Channel	Frequency
0	2402MHz	10	2422MHz	20	2442MHz	30	2462MHz
1	2404MHz	11	2424MHz	21	2444MHz	31	2464MHz
2	2406MHz	12	2426MHz	22	2446MHz	32	2466MHz
3	2408MHz	13	2428MHz	23	2448MHz	33	2468MHz
4	2410MHz	14	2430MHz	24	2450MHz	34	2470MHz
5	2412MHz	15	2432MHz	25	2452MHz	35	2472MHz
6	2414MHz	16	2434MHz	26	2454MHz	36	2474MHz
7	2416MHz	17	2436MHz	27	2456MHz	37	2476MHz
8	2418MHz	18	2438MHz	28	2458MHz	38	2478MHz
9	2420MHz	19	2440MHz	29	2460MHz	39	2480MHz

Using test software was control EUT work in continuous transmitter and receiver mode.and select test channel as below:

Channel	Frequency
The lowest channel (CH0)	2402MHz
The middle channel (CH20)	2442MHz
The highest channel (CH39)	2480MHz



Unless otherwise agreed in writing, this document is issued by the Company subject to its General Conditions of Service printed overleaf, available on request or accessible at <http://www.sgs.com/en/Terms-and-Conditions.aspx> and, for electronic format documents, subject to Terms and Conditions for Electronic Documents at <http://www.sgs.com/en/Terms-and-Conditions/Terms-e-Document.aspx>. Attention is drawn to the limitation of liability, indemnification and jurisdiction issues defined therein. Any holder of this document is advised that information contained hereon reflects the Company's findings at the time of its intervention only and within the limits of Client's instructions, if any. The Company's sole responsibility is to its Client and this document does not exonerate parties to a transaction from exercising all their rights and obligations under the transaction documents. This document cannot be reproduced except in full, without prior written approval of the Company. Any unauthorized alteration, forgery or falsification of the content or appearance of this document is unlawful and offenders may be prosecuted to the fullest extent of the law. Unless otherwise stated the results shown in this test report refer only to the sample(s) tested and such sample(s) are retained for 30 days only.

Attention: To check the authenticity of testing / inspection report & certificate, please contact us at telephone: (86-755) 8307 1443, or email: CN.Doccheck@sgs.com

6.2 Antenna Requirement


6.2.1 Test Requirement:

MIC Item 19 of Article 2 Paragraph 1

6.2.2 Conclusion

Standard requirement:

Applicable for equipment with an antenna terminal, including testing terminals. If an antenna connector is available, all relevant tests will be carried out conducted. If not, tests will be carried out in an anechoic room or with a suitable test-fixture.



EUT Details:

The antenna is integrated on the main PCB and no consideration of replacement. The best case gain of the antenna is 0dBi.

Result:

An antenna connector is available, all relevant tests will be carried out conducted.

6.3 Interference prevention capability

6.3.1 Test Requirement:

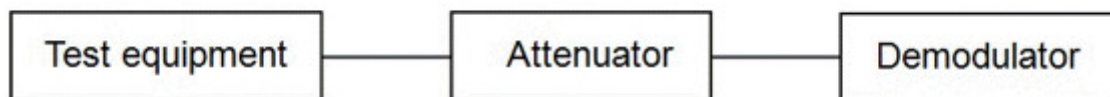
MIC Item 19 of Article 2 Paragraph 1

Limit:

Article 2, Item (19) Notice 88 Appendix 43, 44, 45

The EUT shall be constructed in such a way that sensitive RF parts, (like modulation and oscillator parts) cannot be reached easily by the user. These parts shall be covered by soldered metal caps or glue or by other mechanical covers. If the covers are fixed with screws, these shall be not the common type(s) like a Phillips, but special versions like Torx, so that the user cannot open the device with common tools.

6.3.2 Test Setup Diagram



6.3.3 Conclusion

Standard Requirement:

- 1) Measurement system diagram as shown above and test equipment keep transmitting identification code.
- 2) Condition of measuring instrument
 - (1) Demodulator must be able to demodulate the transmitting signal emitted by test equipment and to indicate the identification code.
- 3) Condition of test equipment The mode of normal use.
- 4) Measuring operation procedure
 - (1) When test equipment has the function to transmit identification code automatically:
 - A) Transmit the predetermined identification code from test equipment.
 - B) Confirm the transmitted identification code by demodulator.

EUT Details:

The unit does meet the requirements (Good).



6.4 RF accessibility


6.4.1 Test Requirement:

MIC Item 19 of Article 2 Paragraph 1

6.4.2 Conclusion

Standard Requirement:

The EUT shall be constructed in such a way that sensitive RF parts, (like modulation and oscillator parts) cannot be reached easily by the user. These parts shall be covered by soldered metal caps or glue or by other mechanical covers. If the covers are fixed with screws, these shall be not the common type(s) like a Phillips, but special versions like Torx, so that the user cannot open the device with common tools.



7 Radio Spectrum Matter Test Results

7.1 Frequency Error

Test Requirement MIC Item 19 of Article 2 Paragraph 1
 Test Method: MIC Notice No.88 Appendix No.43
 Limit: Tolerance of frequency: $\pm 50\text{E-6}$

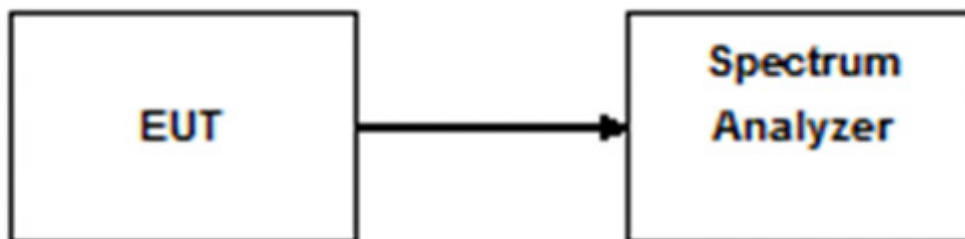
7.1.1 E.U.T. Operation

Operating Environment:

Temperature: 25.1 °C Humidity: 62.5 % RH Atmospheric Pressure: 1020 mbar

Test Mode: a:TX mode_Keep the EUT in transmitting mode with GFSK modulation in 1Mbps
 b:TX mode_Keep the EUT in transmitting mode with GFSK modulation in 2Mbps

7.1.2 Test Setup Diagram



Unless otherwise agreed in writing, this document is issued by the Company subject to its General Conditions of Service printed overleaf, available on request or accessible at <http://www.sgs.com/en/Terms-and-Conditions.aspx> and, for electronic format documents, subject to Terms and Conditions for Electronic Documents at <http://www.sgs.com/en/Terms-and-Conditions/Terms-e-Document.aspx>. Attention is drawn to the limitation of liability, indemnification and jurisdiction issues defined therein. Any holder of this document is advised that information contained hereon reflects the Company's findings at the time of its intervention only and within the limits of Client's instructions, if any. The Company's sole responsibility is to its Client and this document does not exonerate parties to a transaction from exercising all their rights and obligations under the transaction documents. This document cannot be reproduced except in full, without prior written approval of the Company. Any unauthorized alteration, forgery or falsification of the content or appearance of this document is unlawful and offenders may be prosecuted to the fullest extent of the law. Unless otherwise stated the results shown in this test report refer only to the sample(s) tested and such sample(s) are retained for 30 days only.

Attention: To check the authenticity of testing / inspection report & certificate, please contact us at telephone: (86-755) 8307 1443, or email: CN.Doccheck@sgs.com

SGS-CSTC Standards Technical Services Co., Ltd.
 Guangzhou Branch Test Service EEC Laboratory

No. 196 Kezhu Road, Science Park, Guangzhou Economic & Technology Development District, Guangzhou, China 510663 t (86-20) 82155555 f (86-20) 82075058 www.sgsgroup.com.cn
 中国·广州·经济技术开发区科学城科珠路198号 邮编: 510663 t (86-20) 82155555 f (86-20) 82075058 sgs.china@sgs.com

7.1.3 Measurement Procedure and Data

1. Test Conditions:

Spectrum Analyzer is used for measurement.

2. EUT conditions:

Modulation/Spread/Hopping OFF, CW Tx

3. Spectrum Analyzer conditions:

Frequency: Test Frequency

Span 1MHz

RBW 10 kHz (Modulation OFF),

VBW 10 kHz (Modulation OFF),

Sweep Time Auto

Detector mode Positive peak

Indication mode Max hold

Alternative method:

Frequency: Test Frequency

Span 2 times channel bandwidth

RBW 100 kHz (Modulation ON),

VBW 100 kHz (Modulation ON),

Sweep Time Auto

Detector mode Positive peak

Indication mode Max hold

The detailed test data see: Appendix MIC Test Result for GZEM2008014391CR For BLE_1M & 2M



Unless otherwise agreed in writing, this document is issued by the Company subject to its General Conditions of Service printed overleaf, available on request or accessible at <http://www.sgs.com/en/Terms-and-Conditions.aspx> and, for electronic format documents, subject to Terms and Conditions for Electronic Documents at <http://www.sgs.com/en/Terms-and-Conditions/Terms-e-Document.aspx>. Attention is drawn to the limitation of liability, indemnification and jurisdiction issues defined therein. Any holder of this document is advised that information contained hereon reflects the Company's findings at the time of its intervention only and within the limits of Client's instructions, if any. The Company's sole responsibility is to its Client and this document does not exonerate parties to a transaction from exercising all their rights and obligations under the transaction documents. This document cannot be reproduced except in full, without prior written approval of the Company. Any unauthorized alteration, forgery or falsification of the content or appearance of this document is unlawful and offenders may be prosecuted to the fullest extent of the law. Unless otherwise stated the results shown in this test report refer only to the sample(s) tested and such sample(s) are retained for 30 days only.

Attention: To check the authenticity of testing/inspection report & certificate, please contact us at telephone: (86-755) 8307 1443, or email: CN.Doccheck@sgs.com

7.2 Occupied Bandwidth(99%)

Test Requirement MIC Item 19 of Article 2 Paragraph 1
 Test Method: MIC Notice No.88 Appendix No.43
 Limit:
 FH: 83.5MHz or less
 FH + DS: 83.5MHz or less
 FH + OFDM: 83.5MHz or less
 OFDM: 38MHz or less
 Others: 26MHz or less

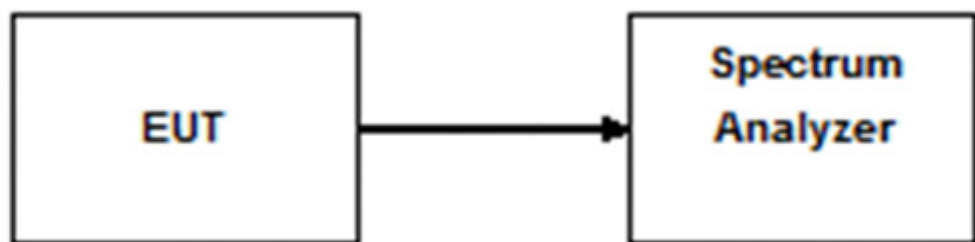
7.2.1 E.U.T. Operation

Operating Environment:

Temperature: 25.2 °C Humidity: 62.5 % RH Atmospheric Pressure: 1020 mbar

Test Mode:
 a:TX mode_Keep the EUT in transmitting mode with GFSK modulation in 1Mbps
 b:TX mode_Keep the EUT in transmitting mode with GFSK modulation in 2Mbps

7.2.2 Test Setup Diagram



7.2.3 Measurement Procedure and Data

1. Test Conditions:

Spectrum Analyzer is used for measurement.

2. EUT conditions:

Modulation/Spread/Hopping ON, Modulation Tx

For equipment using diffusion code, set to the test diffusion code and modulate with standard coding test signal.

3. Spectrum Analyzer conditions:

Frequency: Test Frequency

Span 83.5 MHz (FHSS); 40/60 MHz (OFDM; DSSS); 2-5 times OBW (Others)

RBW 1 MHz (FHSS); 300kHz (OFDM; DSSS); 3% OBW (Others)

VBW 1 MHz (FHSS); 300kHz (OFDM; DSSS); 3 times RBW (Others)

Sweep Time Auto

detector mode Positive peak

Indication mode Max hold

OBW 99%

The detailed test data see: Appendix MIC Test Result for GZEM2008014391CR For BLE_1M & 2M



Unless otherwise agreed in writing, this document is issued by the Company subject to its General Conditions of Service printed overleaf, available on request or accessible at <http://www.sgs.com/en/Terms-and-Conditions.aspx> and, for electronic format documents, subject to Terms and Conditions for Electronic Documents at <http://www.sgs.com/en/Terms-and-Conditions/Terms-e-Document.aspx>. Attention is drawn to the limitation of liability, indemnification and jurisdiction issues defined therein. Any holder of this document is advised that information contained hereon reflects the Company's findings at the time of its intervention only and within the limits of Client's instructions, if any. The Company's sole responsibility is to its Client and this document does not exonerate parties to a transaction from exercising all their rights and obligations under the transaction documents. This document cannot be reproduced except in full, without prior written approval of the Company. Any unauthorized alteration, forgery or falsification of the content or appearance of this document is unlawful and offenders may be prosecuted to the fullest extent of the law. Unless otherwise stated the results shown in this test report refer only to the sample(s) tested and such sample(s) are retained for 30 days only.

Attention: To check the authenticity of testing / inspection report & certificate, please contact us at telephone: (86-755) 8307 1443, or email: CN.Doccheck@sgs.com

SGS-CSTC Standards Technical Services Co., Ltd.
 Guangzhou Branch, Inspection & Testing Services

No.196 Kezhu Road, Science Park, Guangzhou Economic & Technology Development District, Guangzhou, China 510663 t (86-20) 82155555 f (86-20) 82075058 www.sgsgroup.com.cn
 中国·广州·经济技术开发区科学城科珠路196号 邮编: 510663 t (86-20) 82155555 f (86-20) 82075058 sgs.china@sgs.com

7.3 Antenna Power

Test Requirement MIC Item 19 of Article 2 Paragraph 1
 Test Method: MIC Notice No.88 Appendix No.43
 Limit:
 Designated value
 (1) FH, FH+DS, FH+OFDM: 3mW/MHz
 (used in the range of 2427 - 2470.75 MHz)
 (2) OFDM, DS other than (1) 10mW/MHz
 (3) Other than (1) & (2) 10mW
 (4) OFDM OBW 26 - 38MHz: 5mW/MHz
 Tolerance: +20%, -80%

7.3.1 E.U.T. Operation

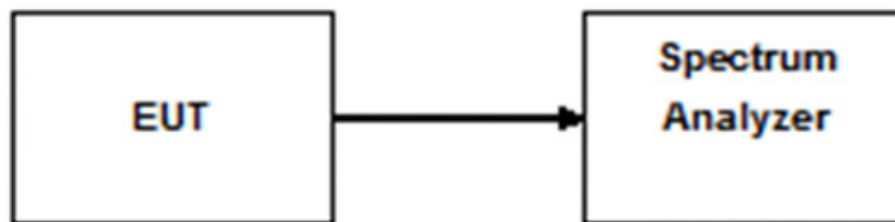
Operating Environment:

Temperature: 25.1 °C Humidity: 62.5 % RH Atmospheric Pressure: 1020 mbar

Test Mode: a:TX mode_Keep the EUT in transmitting mode with GFSK modulation in 1Mbps

b:TX mode_Keep the EUT in transmitting mode with GFSK modulation in 2Mbps

7.3.2 Test Setup Diagram



7.3.3 Measurement Procedure and Data

1. Test Conditions:

Spectrum Analyzer is used for measurement.

2. EUT conditions:

Modulation/Spread/Hopping ON, Modulation Tx

For equipment using diffusion code, set to the test diffusion code and modulate with standard coding test signal.

3. Spectrum Analyzer conditions:

Frequency: Test Frequency

Span 25 MHz(FHSS); 40/60 MHz (OFDM; DSSS); Enough to capture the emission (Others)

RBW 1 MHz (FHSS; OFDM; DSSS); More than OBW (Others)

VBW 1 MHz (FHSS; OFDM; DSSS); More than RBW (Others)

Sweep Time Auto

detector mode RMS

Indication mode Max hold

The detailed test data see: Appendix MIC Test Result for GZEM2008014391CR For BLE_1M & 2M



Unless otherwise agreed in writing, this document is issued by the Company subject to its General Conditions of Service printed overleaf, available on request or accessible at <http://www.sgs.com/en/Terms-and-Conditions.aspx> and, for electronic format documents, subject to Terms and Conditions for Electronic Documents at <http://www.sgs.com/en/Terms-and-Conditions/Terms-e-Document.aspx>. Attention is drawn to the limitation of liability, indemnification and jurisdiction issues defined therein. Any holder of this document is advised that information contained hereon reflects the Company's findings at the time of its intervention only and within the limits of Client's instructions, if any. The Company's sole responsibility is to its Client and this document does not exonerate parties to a transaction from exercising all their rights and obligations under the transaction documents. This document cannot be reproduced except in full, without prior written approval of the Company. Any unauthorized alteration, forgery or falsification of the content or appearance of this document is unlawful and offenders may be prosecuted to the fullest extent of the law. Unless otherwise stated the results shown in this test report refer only to the sample(s) tested and such sample(s) are retained for 30 days only.

Attention: To check the authenticity of testing / inspection report & certificate, please contact us at telephone: (86-755) 8307 1443, or email: CN.Doccheck@sgs.com

SGS-CSTC Standards Technical Services Co., Ltd.
 Guangzhou Branch Test Service EEC Laboratory

No. 196 Kezhu Road, Science Park, Guangzhou Economic & Technology Development District, Guangzhou, China 510663 t (86-20) 82155555 f (86-20) 82075058 www.sgsgroup.com.cn
 中国·广州·经济技术开发区科学城科珠路198号 邮编: 510663 t (86-20) 82155555 f (86-20) 82075058 sgs.china@sgs.com

7.4 Spurious emission Intensity

Test Requirement	MIC Item 19 of Article 2 Paragraph 1
Test Method:	MIC Notice No.88 Appendix No.43
Limit:	(1) Below 2387 MHz : 2.5μW/MHz (2) 2387 to 2400 MHz : 25μW/MHz (3) 2483.5 through 2496.5 MHz : 25μW/MHz (4) Over 2496.5 MHz : 2.5μW/MHz

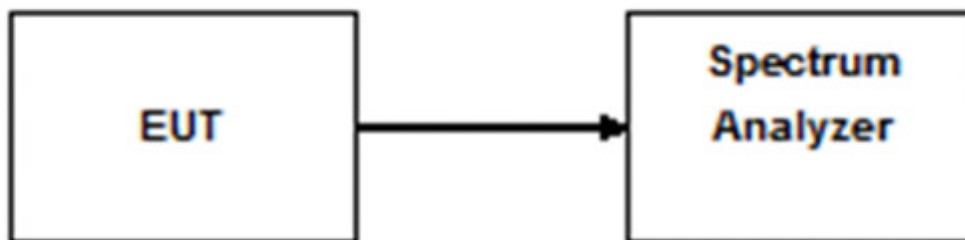
7.4.1 E.U.T. Operation

Operating Environment:

Temperature: 25 °C Humidity: 58 % RH Atmospheric Pressure: 1020 mbar

Test Mode: a:TX mode_Keep the EUT in transmitting mode with GFSK modulation in 1Mbps
b:TX mode_Keep the EUT in transmitting mode with GFSK modulation in 2Mbps

7.4.2 Test Setup Diagram



Unless otherwise agreed in writing, this document is issued by the Company subject to its General Conditions of Service printed overleaf, available on request or accessible at <http://www.sgs.com/en/Terms-and-Conditions.aspx> and, for electronic format documents, subject to Terms and Conditions for Electronic Documents at <http://www.sgs.com/en/Terms-and-Conditions/Terms-e-Document.aspx>. Attention is drawn to the limitation of liability, indemnification and jurisdiction issues defined therein. Any holder of this document is advised that information contained hereon reflects the Company's findings at the time of its intervention only and within the limits of Client's instructions, if any. The Company's sole responsibility is to its Client and this document does not exonerate parties to a transaction from exercising all their rights and obligations under the transaction documents. This document cannot be reproduced except in full, without prior written approval of the Company. Any unauthorized alteration, forgery or falsification of the content or appearance of this document is unlawful and offenders may be prosecuted to the fullest extent of the law. Unless otherwise stated the results shown in this test report refer only to the sample(s) tested and such sample(s) are retained for 30 days only.

Attention: To check the authenticity of testing / inspection report & certificate, please contact us at telephone: (86-755) 8307 1443, or email: CN.Doccheck@sgs.com

SGS-CSTC Standards Technical Services Co., Ltd.
Guangzhou Branch Test Service EEC Laboratory

No. 196 Kezhu Road, Science Park, Guangzhou Economic & Technology Development District, Guangzhou, China 510663 t (86-20) 82155555 f (86-20) 82075058 www.sgsgroup.com.cn
中国·广州·经济技术开发区科学城科珠路198号 邮编: 510663 t (86-20) 82155555 f (86-20) 82075058 sgs.china@sgs.com

7.4.3 Measurement Procedure and Data

1. Test Conditions:

Spectrum Analyzer is used for measurement.

2. EUT conditions:

Modulation/Spread/Hopping ON, , Modulation Tx

For equipment using diffusion code, set to the test diffusion code and modulate with standard coding test signal.

3. Spectrum Analyzer conditions:

Step 1

All spurious are measured from 30 MHz to 13 GHz by peak mode.

Step 2

IF the value measured by Step1 is 2 dB or less, measure in average mode.

Test setup for Step 1:

Frequency: 30 MHz – 2400 MHz , 2483.5 MHz –13 GHz

RBW 1 MHz

VBW 1 MHz

Sweep Time Auto

detector mode Positive peak

Indication mode Max hold

Test setup for Step 2:

Frequency: Spurious Frequency

RBW 1 MHz

VBW 1 MHz

Sweep Time Auto

detector mode Sample

Indication mode Max hold

The detailed test data see: Appendix MIC Test Result for GZEM2008014391CR For BLE_1M & 2M



Unless otherwise agreed in writing, this document is issued by the Company subject to its General Conditions of Service printed overleaf, available on request or accessible at <http://www.sgs.com/en/Terms-and-Conditions.aspx> and, for electronic format documents, subject to Terms and Conditions for Electronic Documents at <http://www.sgs.com/en/Terms-and-Conditions/Terms-e-Document.aspx>. Attention is drawn to the limitation of liability, indemnification and jurisdiction issues defined therein. Any holder of this document is advised that information contained hereon reflects the Company's findings at the time of its intervention only and within the limits of Client's instructions, if any. The Company's sole responsibility is to its Client and this document does not exonerate parties to a transaction from exercising all their rights and obligations under the transaction documents. This document cannot be reproduced except in full, without prior written approval of the Company. Any unauthorized alteration, forgery or falsification of the content or appearance of this document is unlawful and offenders may be prosecuted to the fullest extent of the law. Unless otherwise stated the results shown in this test report refer only to the sample(s) tested and such sample(s) are retained for 30 days only.

Attention: To check the authenticity of testing / inspection report & certificate, please contact us at telephone: (86-755) 8307 1443, or email: CN.Doccheck@sgs.com

7.5 Limit of secondary radiated emissions

Test Requirement MIC Item 19 of Article 2 Paragraph 1
 Test Method: MIC Notice No.88 Appendix No.43
 Limit:
 (1) Below 1 GHz : 4 nW or less
 (2) 1 GHz and over : 20 nW or less

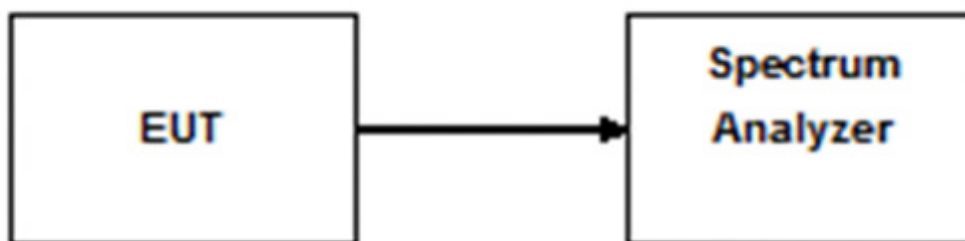
7.5.1 E.U.T. Operation

Operating Environment:

Temperature: 25 °C Humidity: 58 % RH Atmospheric Pressure: 1020 mbar

Test mode a:TX mode_Keep the EUT in transmitting mode with GFSK modulation in 1Mbps
 b:TX mode_Keep the EUT in transmitting mode with GFSK modulation in 2Mbps

7.5.2 Test Setup Diagram



Unless otherwise agreed in writing, this document is issued by the Company subject to its General Conditions of Service printed overleaf, available on request or accessible at <http://www.sgs.com/en/Terms-and-Conditions.aspx> and, for electronic format documents, subject to Terms and Conditions for Electronic Documents at <http://www.sgs.com/en/Terms-and-Conditions/Terms-e-Document.aspx>. Attention is drawn to the limitation of liability, indemnification and jurisdiction issues defined therein. Any holder of this document is advised that information contained hereon reflects the Company's findings at the time of its intervention only and within the limits of Client's instructions, if any. The Company's sole responsibility is to its Client and this document does not exonerate parties to a transaction from exercising all their rights and obligations under the transaction documents. This document cannot be reproduced except in full, without prior written approval of the Company. Any unauthorized alteration, forgery or falsification of the content or appearance of this document is unlawful and offenders may be prosecuted to the fullest extent of the law. Unless otherwise stated the results shown in this test report refer only to the sample(s) tested and such sample(s) are retained for 30 days only.

Attention: To check the authenticity of testing / inspection report & certificate, please contact us at telephone: (86-755) 8307 1443, or email: CN.Doccheck@sgs.com

SGS-CSTC Standards Technical Services Co., Ltd.
 Guangzhou Branch Test Service EEC Laboratory

No.196 Kezhu Road, Science Park, Guangzhou Economic & Technology Development District, Guangzhou, China 510663 t (86-20) 82155555 f (86-20) 82075058 www.sgs.com
 中国·广州·经济技术开发区科学城科珠路198号 邮编: 510663 t (86-20) 82155555 f (86-20) 82075058 sgs.china@sgs.com

7.5.3 Measurement Procedure and Data

1. Test Conditions:

Spectrum Analyzer is used for measurement.

2. EUT conditions:

Modulation/Spread/Hopping ON

For equipment using diffusion code, set to the test diffusion code and modulate with standard coding test signal.

3. Spectrum Analyzer conditions:

Step 1

All spurious are measured from 30 MHz to 13 GHz by peak mode.

Step 2

IF the value measured by Step1 is 2 dB or less, measure in average mode.

Test setup for Step 1:

Frequency: 30 MHz – 2400 MHz , 2483.5 MHz –13 GHz

RBW 100 kHz (30 – 1GHz) , 1 MHz (over 1GHz)

VBW 100 kHz (30 – 1GHz) , 1 MHz (over 1GHz)

Sweep Time Auto

detector mode Positive peak

Indication mode Max hold

Test setup for Step 2:

Frequency: Spurious Frequency

Span 0 Hz

RBW 100 kHz (30 – 1GHz) , 1 MHz (over 1GHz)

VBW 100 kHz (30 – 1GHz) , 1 MHz (over 1GHz)

Sweep Time Auto

detector mode Sample

Indication mode Max hold

The detailed test data see: Appendix MIC19-2



Unless otherwise agreed in writing, this document is issued by the Company subject to its General Conditions of Service printed overleaf, available on request or accessible at <http://www.sgs.com/en/Terms-and-Conditions.aspx> and, for electronic format documents, subject to Terms and Conditions for Electronic Documents at <http://www.sgs.com/en/Terms-and-Conditions/Terms-e-Document.aspx>. Attention is drawn to the limitation of liability, indemnification and jurisdiction issues defined therein. Any holder of this document is advised that information contained hereon reflects the Company's findings at the time of its intervention only and within the limits of Client's instructions, if any. The Company's sole responsibility is to its Client and this document does not exonerate parties to a transaction from exercising all their rights and obligations under the transaction documents. This document cannot be reproduced except in full, without prior written approval of the Company. Any unauthorized alteration, forgery or falsification of the content or appearance of this document is unlawful and offenders may be prosecuted to the fullest extent of the law. Unless otherwise stated the results shown in this test report refer only to the sample(s) tested and such sample(s) are retained for 30 days only.


Attention: To check the authenticity of testing / inspection report & certificate, please contact us at telephone: (86-755) 8307 1443, or email: CN.Doccheck@sgs.com

SGS-CSTC Standards Technical Services Co., Ltd.
 Guangzhou Branch Test Service EEC Laboratory


No. 196 Kezhu Road, Science Park, Guangzhou Economic & Technology Development District, Guangzhou, China 510663 t (86-20) 82155555 f (86-20) 82075058 www.sgsgroup.com.cn
 中国·广州·经济技术开发区科学城科珠路198号 邮编: 510663 t (86-20) 82155555 f (86-20) 82075058 sgs.china@sgs.com


8 Photographs

8.1 EUT Test Setup





8.2 EUT Constructional Details













--End of Report--