

# Test result and instruments about Type certificate

WiFi 2.4G 11g/n

## 1. General

Model name	UCA04A	Date	22 December 2020
Serial number	-	Place	SGS Hong Kong Ltd.
Class of emissions, Assigned frequency and Antenna power	G1D,D1D 2412-2472MHz(5MHz step 13ch) 0.01W/MHz	Remarks	WiFi 11n(HT20) MCS0

## 2. Measuring Instruments

Equipment type	Model number	Serial number	Manufacturer	Calibrated Date	Calibration Authority	Remarks
Signal Analyzer	FSV40	101418	ROHDE & SCHWARZ	2020/8/31	CEPREI (c)	

## 3. Test Result

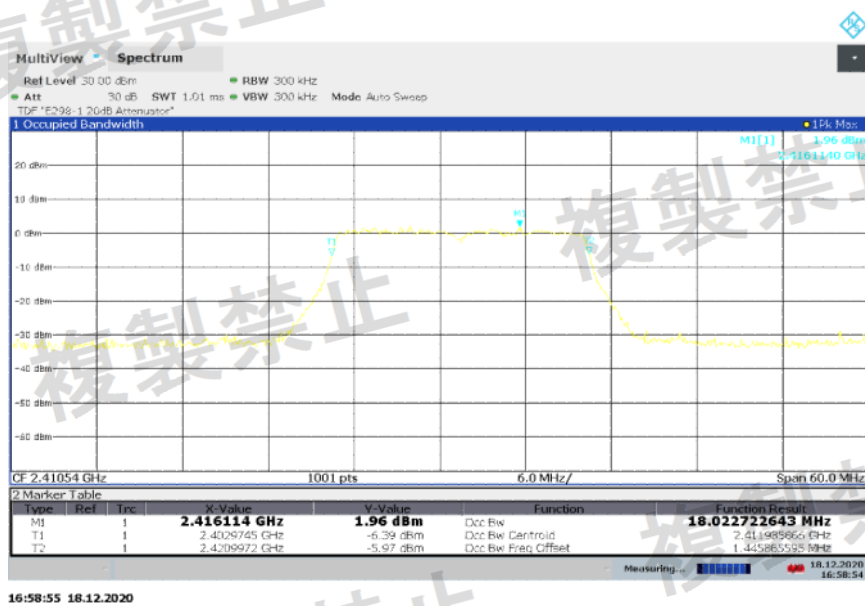
Condition	Test Items *3	Unit	Normal Voltage + 10% ( 5.5VDC )			Normal Voltage ( 5VDC )			Normal Voltage - 10% ( 4.5VDC )			Judgment	Limit	Remarks	
			2412	2442	2472	2412	2442	2472	2412	2442	2472				
Normal (23.1℃, 52.2% )	Frequency	MHz	2412.07300	2441.95800	2471.90400	2412.07470	2441.89830	2471.88900	2412.06631	2441.98700	2471.93000	Pass			
		ppm	30.26534	-17.19902	-38.75000	30.97015	-41.64619	-44.90291	27.49171	-5.32351	-28.31715		50ppm		
	Occupied Bandwidth	MHz	18.16025	18.25002	18.21415	18.02272	18.13481	18.06894	18.11456	18.25584	18.11997	Pass	38MHz		
	Spurious	30MHz-2387MHz	dBm	-44.21000	-46.04000	-45.98000	-45.46000	-47.29000	-47.23000	-43.44000	-45.27000	-45.21000	Pass	-26dBm	
			MHz	2386.46496	2365.26496	2386.46496	2385.80000	2364.60000	2385.80000	2387.12022	2365.92022	2387.12022			
		2387MHz-2400MHz	dBm	-21.02068	-44.61068	-44.34068	-22.27000	-45.86000	-45.59000	-20.25046	-43.84046	-43.57046	Pass	-16dBm	
			MHz	2399.57000	2399.61000	2388.87000	2399.90300	2399.94200	2388.20100	2387.23000	2392.27000	2389.53000			
		2483.5MHz-2496.5MHz	dBm	-45.48000	-46.74000	-17.49000	-46.73000	-47.64000	-18.33000	-44.71000	-45.50000	-16.12000	Pass	-16dBm	
			MHz	2484.83000	2484.07000	2483.87000	2484.69300	2483.93700	2483.55800	2484.98000	2484.22000	2484.18000			
		2496.5MHz-12.5GHz	dBm	-46.75000	-50.11000	-47.43000	-46.89000	-50.25000	-47.57000	-46.60000	-49.96000	-47.28000	Pass	-26dBm	
			MHz	4820.40201	4890.33713	2502.74932	4819.50000	4889.50000	2501.50000	4821.64087	4891.70586	2503.51954			
	Antenna Power	W/MHz	0.00540	0.00484	0.00601	0.00546	0.00528	0.00590	0.00551	0.00540	0.00603	Pass	0.01W/MHz		
		%	-46.04894	-51.58276	-39.88263	-45.42422	-47.15548	-40.97990	-44.91923	-46.04894	-39.74405		+20 ~ -80%		
	Secondary Radiated Emissions	30MHz-1GHz	dBm	-58.74699	-61.05699	-57.76699	-58.88451	-61.19451	-57.90451	-58.59268	-60.90268	-57.61268	Pass	-54dBm	
			MHz	965.73573	881.10908	977.15812	963.49072	877.66421	975.17176	967.68723	883.99219	980.56230			
		1GHz-12.5GHz	dBm	-58.64699	-56.96699	-55.16699	-58.78451	-57.10451	-55.30451	-58.49268	-56.81268	-55.01268	Pass	-47dBm	
			MHz	1275.79473	1390.48708	3129.10000	1273.54972	1387.04221	3482.10000	1277.74623	1393.37019	3357.70000			
	Interference Prevention Function			Pass			Pass			Pass			Pass		

\*1 Please describe the relevant clause in the remarks column. (Either of (a) ~ (d) of 2 paragraph 4 of Article 24 of the Radio Law)

\*2 Please describe test frequencies (Low, Middle, High).

11n(HT20)

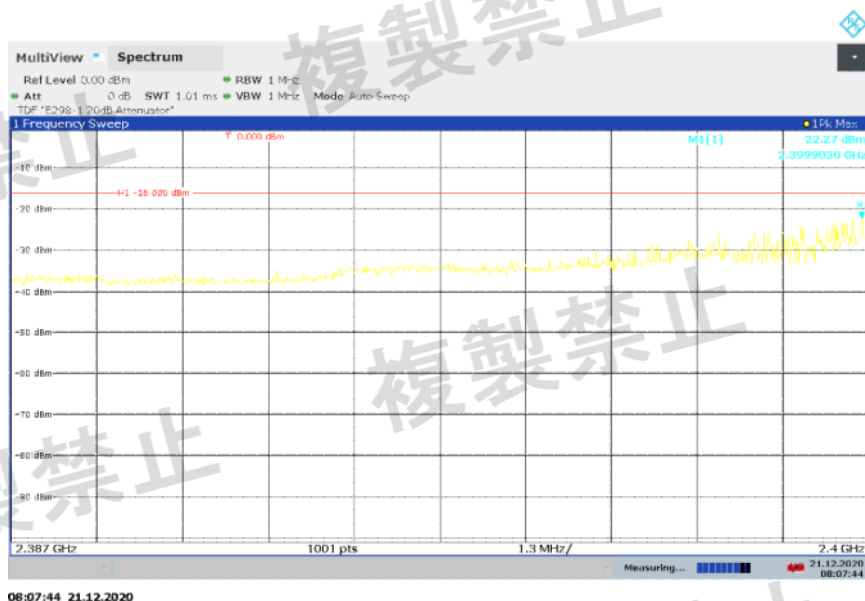
2412MHz



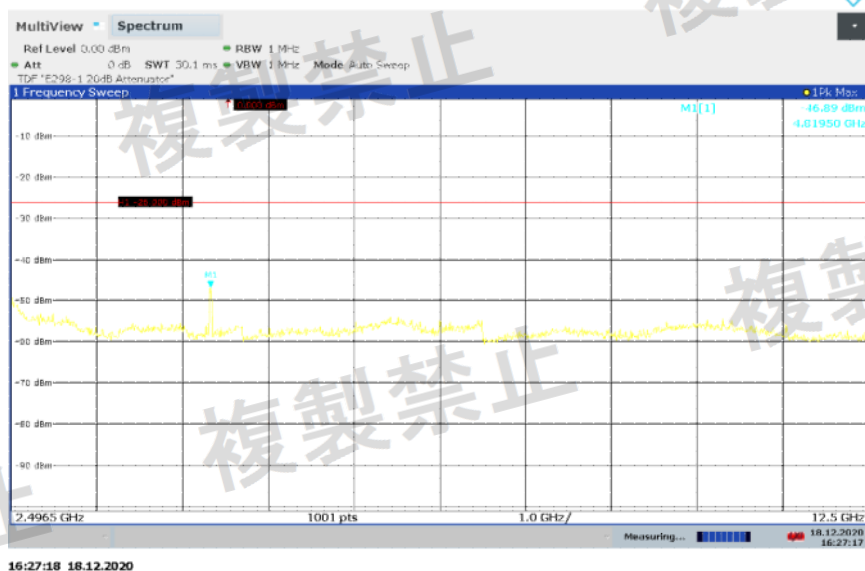
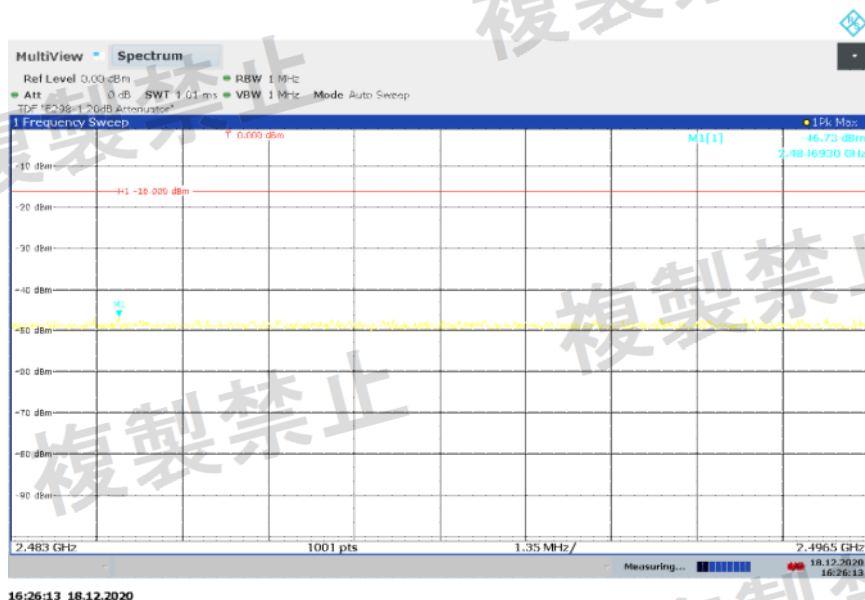
16:58:55 18.12.2020



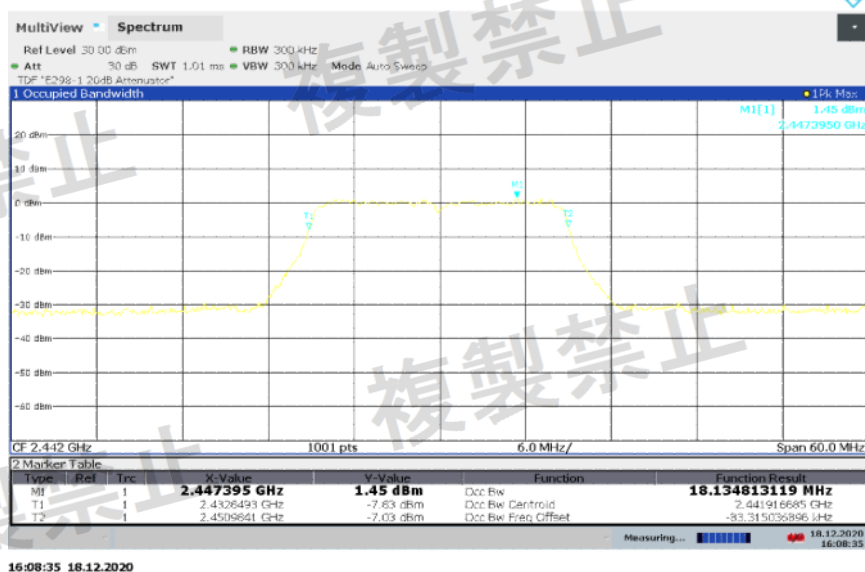
16:29:00 18.12.2020

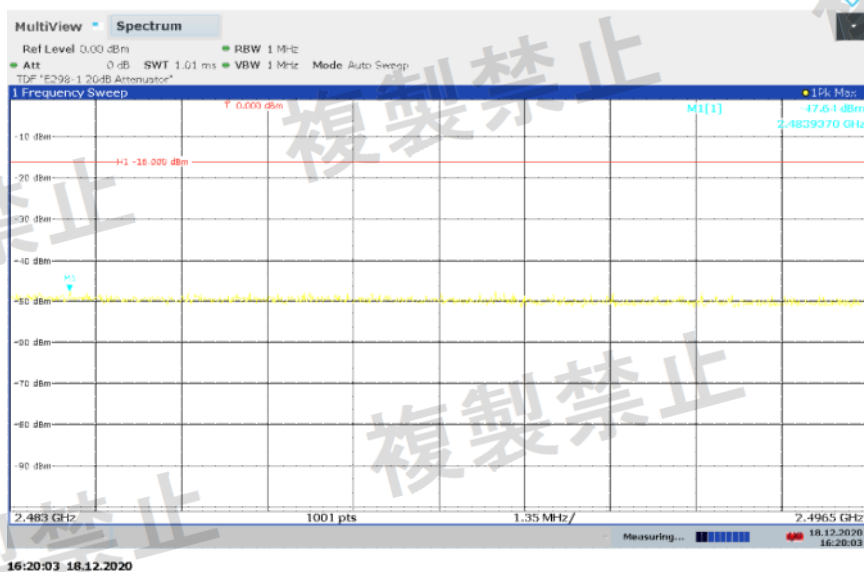
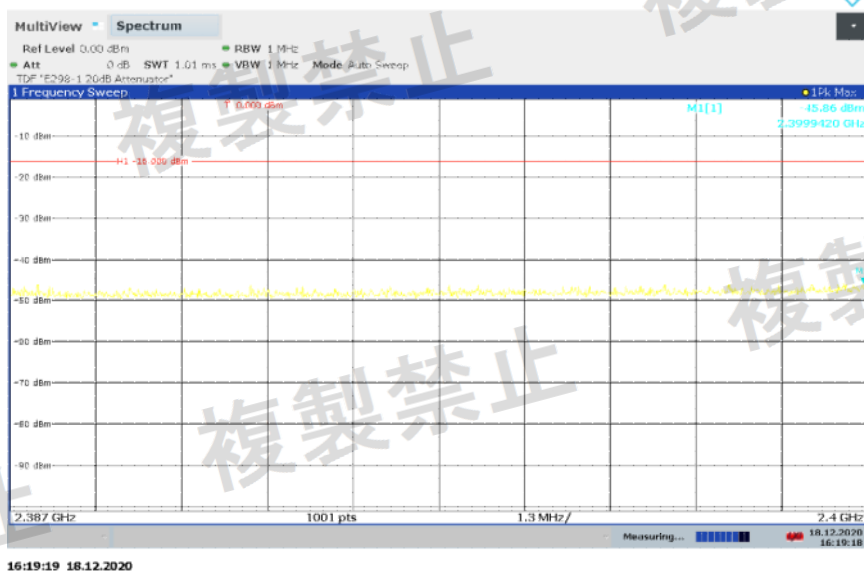
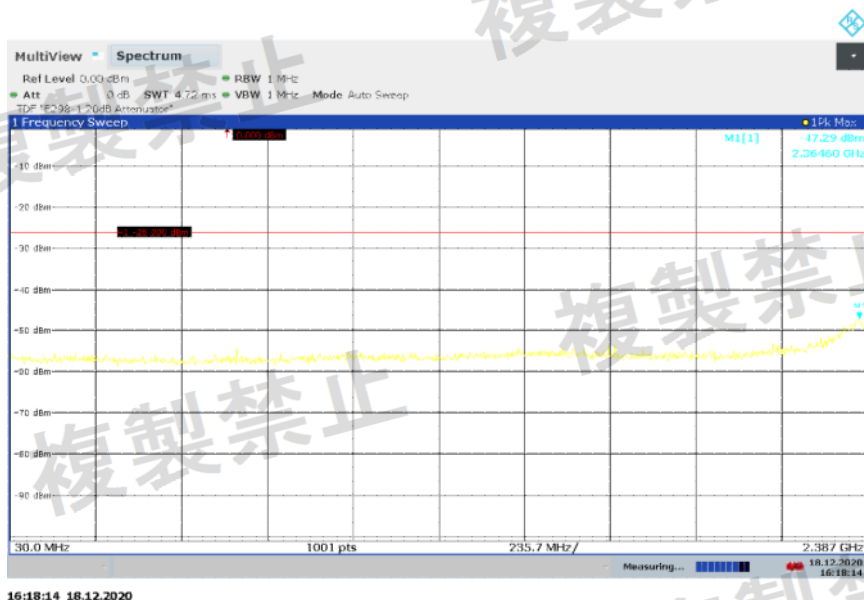


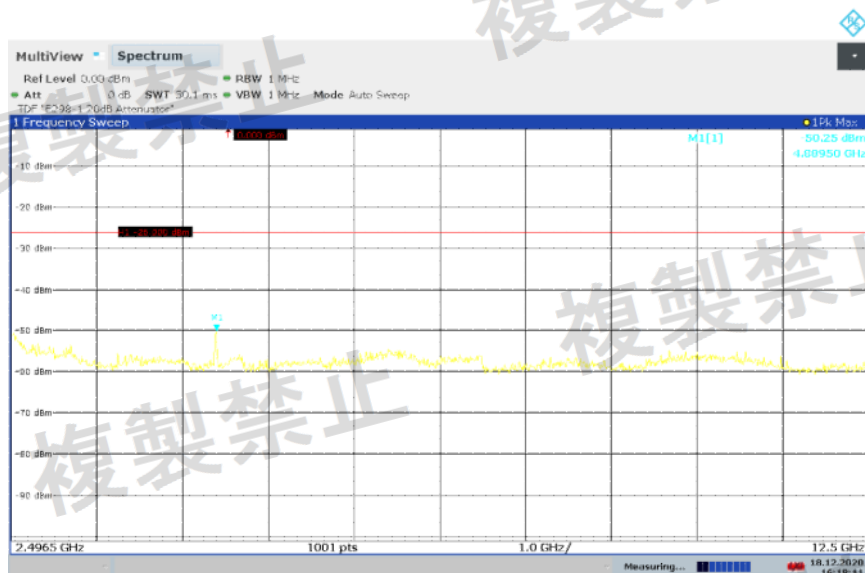
08:07:44 21.12.2020



2442MHz

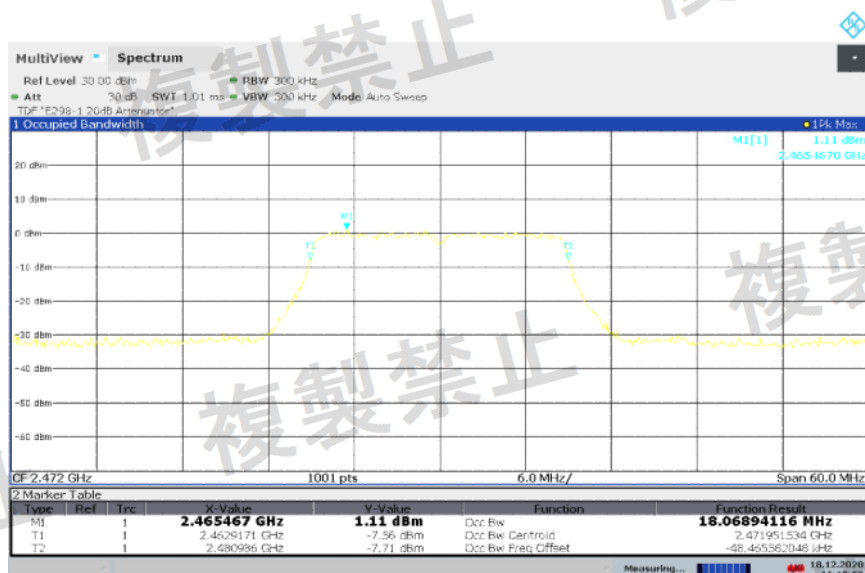




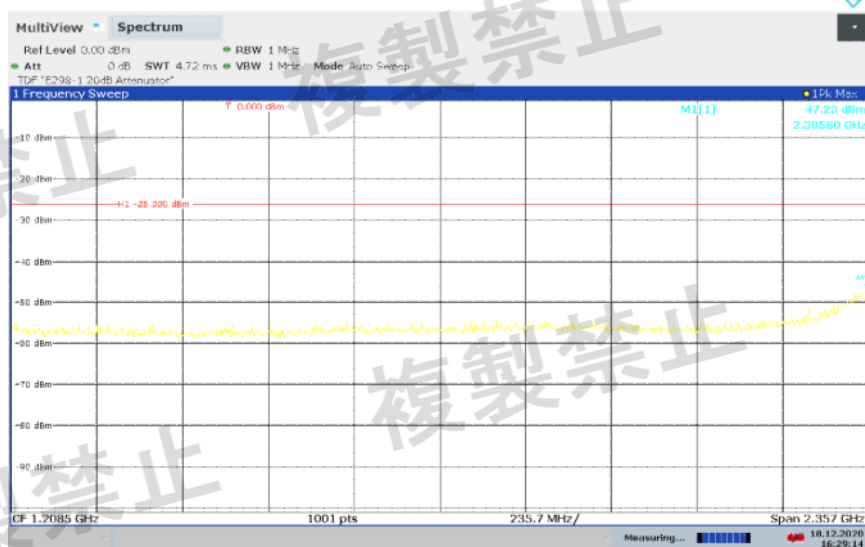


16:18:42 18.12.2020

2472MHz



16:10:59 18.12.2020



16:29:15 18.12.2020

